

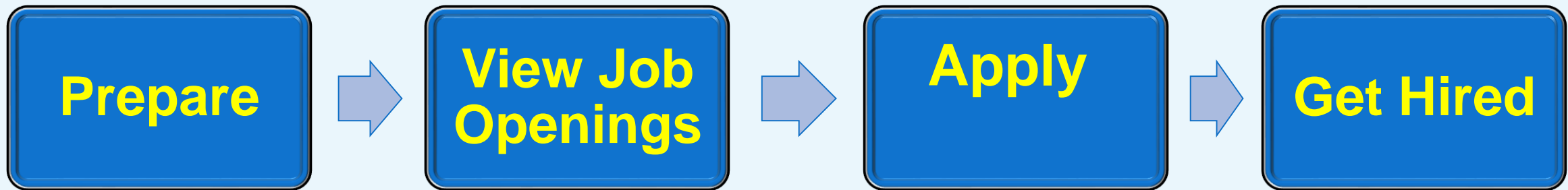
How To Apply for a State Job Opening

State of Connecticut
Department of Administrative Services
Talent Solutions



Connecticut[®]

Application Process



Get Organized

- What materials and resources do I need?

Where Do I Begin?

- Locate a device
- Set up an e-mail account
- Register for the OEC
- Build content for your application
- Line up a trusted advisor



Questions to Think About

Ask yourself:

- What are the job requirements?
- What materials do I need?
- What is the application deadline?
- What support or assistance do I need?



Locate a Device

Options could be:

- Mobile phone
- Tablet or computer
- Public library
- American Job Center: <http://www.ctdol.state.ct.us/ajc/FactSheets.htm>
- Friends and family



Note: Once you locate a device, contact DAS.SHRM@ct.gov if you have questions.

Set Up an E-mail Account

Set a professional tone with your e-mail address. Avoid edgy, controversial, or potentially offensive references. Consider something similar to these examples:

- will.jones@hotmail.com or will.jones528@hotmail.com
- felicia.t.ortega@gmail.com or felica.t.ortega122@gmail.com
- gupta.rima@yahoo.com or gupta.r1330@yahoo.com

ANYONE CAN HAVE AN E-MAIL ADDRESS!

To create an E-mail account and have an E-mail address you do not need to have a computer in your home!

All you really need is access to a computer!

Here are just a few places where you can use a computer:

- ◆ Public Library
- ◆ *CTWorks* Career Centers
- ◆ Internet cafes
- ◆ Friends and family

Creating an E-mail account is fast, easy and free!

Here's how:

- Choose an E-mail provider (such as Yahoo, Google or Hotmail*)
- Log onto that provider's website and click on the link or button for mail
- Click on the link or button to "sign up" or "create an account"
- Follow the instructions
 - You will be asked some personal information such as your name, gender and/or birth date
 - You will be prompted to create a login name (the name before the @ symbol)
 - You will create a personal Password
 - You will answer some security questions in case you forget your Password
 - For verification purposes, you will type in the letters and/or numbers you see
 - You will read and accept the terms of agreement
 - You will click on a "Create an Account" button

Congratulations! You now have an e-mail address!

* CT DOL is not affiliated with, nor does it endorse, any particular E-mail provider.

Registration



Select
New User
Registration

Connecticut State Department of Administrative Services

- Job Openings >
- My Applications >
- New User Registration >
- Job Classes >
- Interest Cards >
- Closed Jobs >

Job Openings

Follow us on: [f](#) [t](#) [in](#) [@](#)

STATE OF CONNECTICUT EXECUTIVE BRANCH
ONLINE EMPLOYMENT CENTER

Not sure how to get started? Check out the [Applicant Tips on How to Apply](#)

To locate current job openings of interest, you can narrow your job search by using these filter options: Keyword, Location, Agency, Recruitment Type and/or Job Category. To receive alerts about future job openings, select Interest Cards from the menu on the left.

State of Connecticut | De...

Make an ImpaCT
BY SERVING YOUR STATE

- Please visit our new [State of Connecticut LinkedIn](#) page and explore our Employee Value Proposition (EVP).
- If you don't have a LinkedIn account, here's a [LinkedIn Learning video](#) to get you started!
- If you're unable to create a LinkedIn account you can learn more about working for our state by exploring our [EVP here!](#)

Build Content for your Application

- Compile your work history, accomplishments and skills in a document.
- You may not capture everything in one session, so work on it over a period of time.
- What you compile becomes the content for your application.

Line Up a Trusted Advisor

Ask someone who is skilled in writing/reviewing to give you feedback on your content. Who might this person be for you?

- Family member, friend or coworker
- Someone who helped you in the past
- Someone you look up to



Whoever you ask will probably be honored that you reached out for their assistance.

Access and View Job Openings on the OEC

Access the Online Employment Center (OEC)

1. Open your browser.



2. In the address bar, type **https://jobapscloud.com/ct**.

3. Press **Enter**.

Result: The Online Employment Center (OEC) home page displays.

Note: JobAps is the name of the OEC platform.

View Job Openings

The screenshot shows the Connecticut State Job Openings website. On the left is a navigation menu with the following items: Job Openings, My Applications, New User Registration, Job Classes, Interest Cards, and Closed Jobs. Below the menu is a blue banner that reads "Make an Impact" in white, with "BY SERVING YOUR STATE" in red below it. The main content area is titled "Job Openings" and includes a search bar with the text "Narrow Your Job Search ...". A callout box, represented by a light blue speech bubble, is overlaid on the page and contains the following text:

Browse Jobs through these Quick Links:

1. Open to the Public
2. Open Only to Statewide Employees
3. Open Only to Agency Employees
4. Seasonal/Summer

Below the callout box, the website shows a section titled "Open Job Quick Links" with a list of job categories and their counts:

- Open to the Public (68)
- Open Only to Statewide Employees (9)
- Open Only to Agency Employees (25)
- Seasonal/Summer (45)

View Job Openings – Open to the Public



Open to the Public

Job Title	Location	Department	Type	Close Date	Check Status
Administrative Assistant 211004-3591CL-001	Hartford, CT	Department of Energy & Environmental Protection	Full-Time	Thursday, October 21, 2021 11:59 PM	Status
Application Development & Metrics Manager (Information Technology Manager 2) 211006-1562MP-001	Hartford, CT	Department of Social Services	Full-Time	Monday, October 25, 2021 11:59 PM	Status
Assistant Human Resources Business Partner NEW 211007-0974MP-001	Hartford, CT	Department of Administrative Services	Full-Time	Monday, October 25, 2021 11:59 PM	Status
Associate Research Analyst NEW 211014-6856AR-001	Hartford, CT	Office of Early Childhood	Full-Time	Monday, October 25, 2021 11:59 PM	Status
Behavioral Health Program Manager 211006-1450MP-001	Hartford, CT	Department of Mental Health & Addiction Services	Full-Time	Monday, November 15, 2021 11:59 PM	Status
Behavioral Health Program Manager 211008-1450MP-001	Hartford, CT	Department of Mental Health & Addiction Services	Full-Time	Wednesday, October 27, 2021 11:59 PM	Status

View Job Openings – Select the Job

Example: General Trades Worker at CCSU job posting

Job Title	Location	Department	Type	Close Date	Check Status
General Trades Worker (37.5 Hour) 211012-0382TC-001	New Britain, CT	State Colleges & Universities - Board of Regents	Full-Time	Friday, October 22, 2021 11:59 PM	Status

When you find a job of interest,
click the job title to launch the
job posting



View Job Openings – Closing Date

General Trades Worker (37.5 Hour)

Recruitment #211012-0382TC-001

Location New Britain, CT

Date Opened 10/12/2021 12:00:00 PM

Salary \$46,802 - \$60,967/year (Individuals new to state service start at minimum of the

Job Type Open to the Public

Close Date 10/22/2021 11:59:00 PM

[Go Back](#) [Apply](#) [View Benefits](#)



INTRODUCTION



Tip

Note the Close Date and allow enough time to complete the application, gather materials and line up any support



View Job Openings – Selection Plan

SELECTION PLAN

All State employees shall follow the guidelines as listed in Executive Orders [13F \(3a\)](#) and [13G \(3a\)](#).

To Apply:

In order to be considered for this job opening, you must meet the Minimum Qualifications as listed on the job opening. You must specify your qualifications on your application. The minimum experience and training requirements must be met by the close date on the job opening, unless otherwise specified.

Please select the location(s) listed above on your application. Failure to indicate the location(s) listed above may result in not being considered for vacancies in that specific location. Ensure that your application is complete before submitting it. You will not be able to make revisions once your application is submitted into the JobAps system.

This posting may require completion of additional referral questions (RQs). You can access these RQs via an email that will be sent to you after the posting's closing date or by visiting your JobAps Personal Status Board (Certification Questionnaires section). Your responses to these RQs must be submitted by the question's expiration date. Please regularly check your email and JobAps Personal Status Board for notifications. Please check your SPAM and/or Junk folders on a daily basis in the event an email provider places auto-notification emails in a user's spam.

Note: At any point during the recruitment process, applicants may be required to submit additional documentation which support their qualification(s) for this position. These documents may include: a cover letter, resume, performance reviews, attendance records, supervisory references, licensure, etc., at the discretion of the hiring agency. Applicants must meet the minimum qualifications as indicated to apply for this position.

Interviews will be limited to candidates whose experience and training most closely meet the requirements of the position. The immediate vacancy is listed above, however, applications to this recruitment may be used for future vacancies in this job class.

The immediate vacancy is listed above, however, applications to this recruitment may be used for future vacancies in this job class.

The Selection Plan varies by position. Carefully review and follow all instructions and requests in this section.

Example: If a job bulletin states that applicants may be required to submit additional documentation during the application process, you may be required to submit documents including a cover letter, performance reviews, etc. at the discretion of the hiring agency.

View Job Openings – KSA's, Qualifications & Requirements

KNOWLEDGE, SKILL AND ABILITY

Some interpersonal skills; some oral and written communication skills; ability to follow oral and written instructions; ability to operate, care for and perform minor maintenance on tools and equipment used in daily work; some ability in simple record keeping.

MINIMUM QUALIFICATIONS

Any experience and training which would provide the knowledge, skills and abilities listed above.

PREFERRED QUALIFICATIONS

A minimum of three years of custodial experience that includes working in an educational setting is a plus.

SPECIAL REQUIREMENTS

Incumbents in this class may be required by the appointing authority to possess and retain appropriate current licenses, permits, and/or certifications.

PHYSICAL REQUIREMENTS

1. Incumbents in this class must have adequate physical strength, stamina, physical agility and visual and auditory acuity, and must maintain such physical fitness as to be able to perform the duties of the class.
2. A physical examination may be required.

CONSIDER THIS

1. Is this job for you?
2. Do you possess the KSA's?
3. Do you meet the minimum qualifications?
4. Do you meet the requirements – Preferred, Special and Physical?

New User Registration

- What information do I need to register?
- New user registration
- What is a Master Application?
- Create a Master Application

What Information do I Need to Register?



- First Name
- Last Name
- Middle Initial
- First 3 Letters of Last Name at Birth
- Last 4 Digits of Primary Phone Number
- Your Most Recent Zip Code Number
- Last 4 Digits of Your Social Security Number
- Month of Birth
- Day of Birth
- E-mail Address
- Create a UserID – up to 10 characters
- Create a Password – 8 characters minimum; must include both letters and digits

New User Registration



New User Registration

Start here to create a new account if you are not yet a registered user.

Do not create multiple accounts. If you have forgotten your UserID or password, please use the [Forgot Your UserID?](#) and [Forgot Your Password?](#) links to retrieve your login information. Passwords are case-sensitive.

Do not share accounts. Each user must have a unique, separate account. If you share your account, your application information will not be accurate because the profile information (name, address, phone, e-mail) will be overwritten for all applications tied to this account.

Account-sharing may result in applicants being removed from consideration for job openings.


Job Title: Master Application

Job Number: AF -010101-000

You are required to provide the following information.

First Name	<input type="text"/>
Last Name	<input type="text"/>
Middle Initial	<input type="text"/>
First 3 Letters of Last Name at Birth	<input type="text"/>
Last 4 Digits of Your Primary Phone Number	<input type="text"/>
Your Most Recent Zip Code	<input type="text"/>
Last 4 Digits of Social Security Number	<input type="text"/>

New User Registration, *continued*



Please confirm that your e-mail address is correct.

e-mail address

confirm e-mail
address

Please give yourself a UserID which is at least 8 characters.

UserID

(up to 10 characters)

Please select a Password which is at least 8 characters and a combination of letters and digits.

Password

(8 character minimum, must include both letters and digits)

Re-enter Password

Record your UserID and Password for completing or copying another application in the future.

Submit Registration

Back

Clear Registration

What Is a Master Application?

It's a time-saving tool!

Instead of typing a job application, you can copy the information from your Master Application each time you apply.

Example: You are applying for three jobs. Instead of typing three separate applications, you use the Master Application to copy into each of the three job applications.

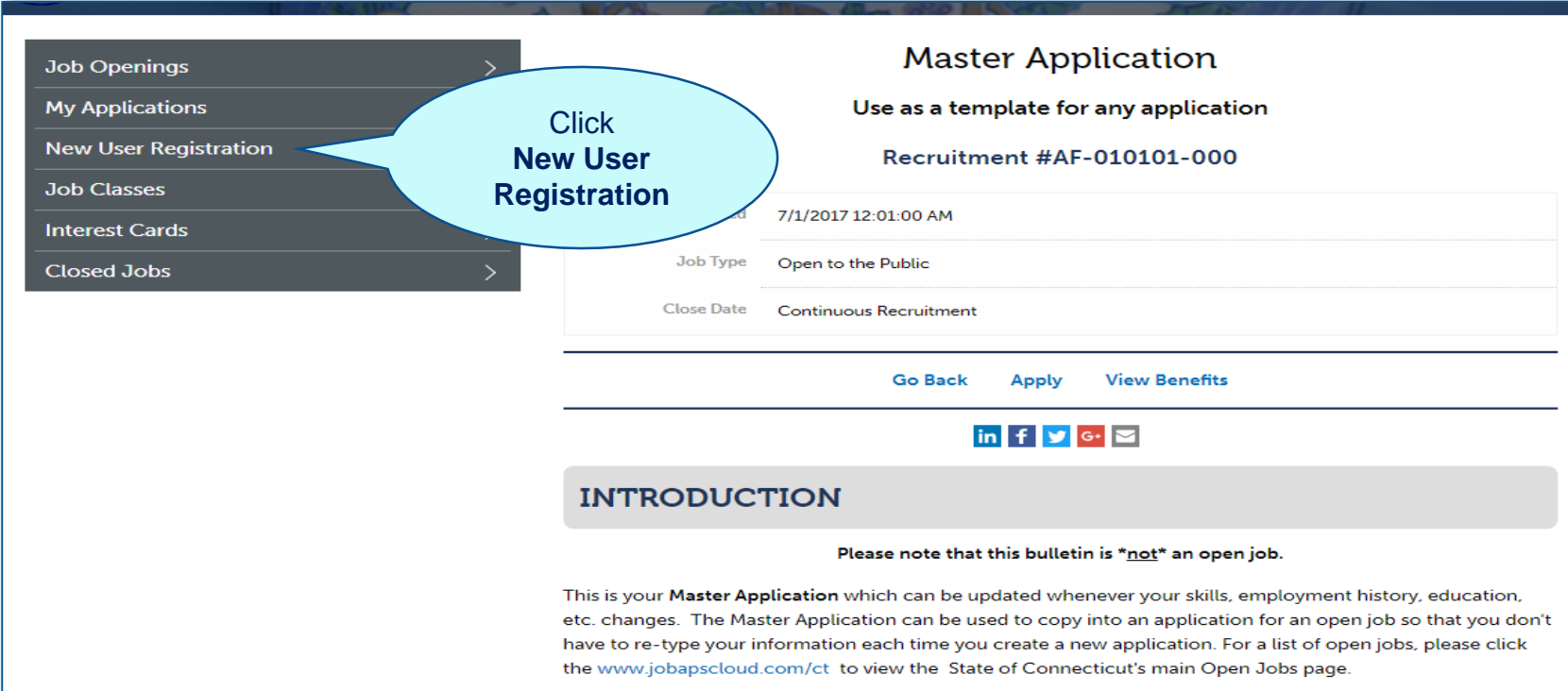
The following section *is not copied* from the Master Application because it varies for each position. You must complete or provide with each individual job application:

- **Profile tab:** Employment Preferences section



Create Master App - Register

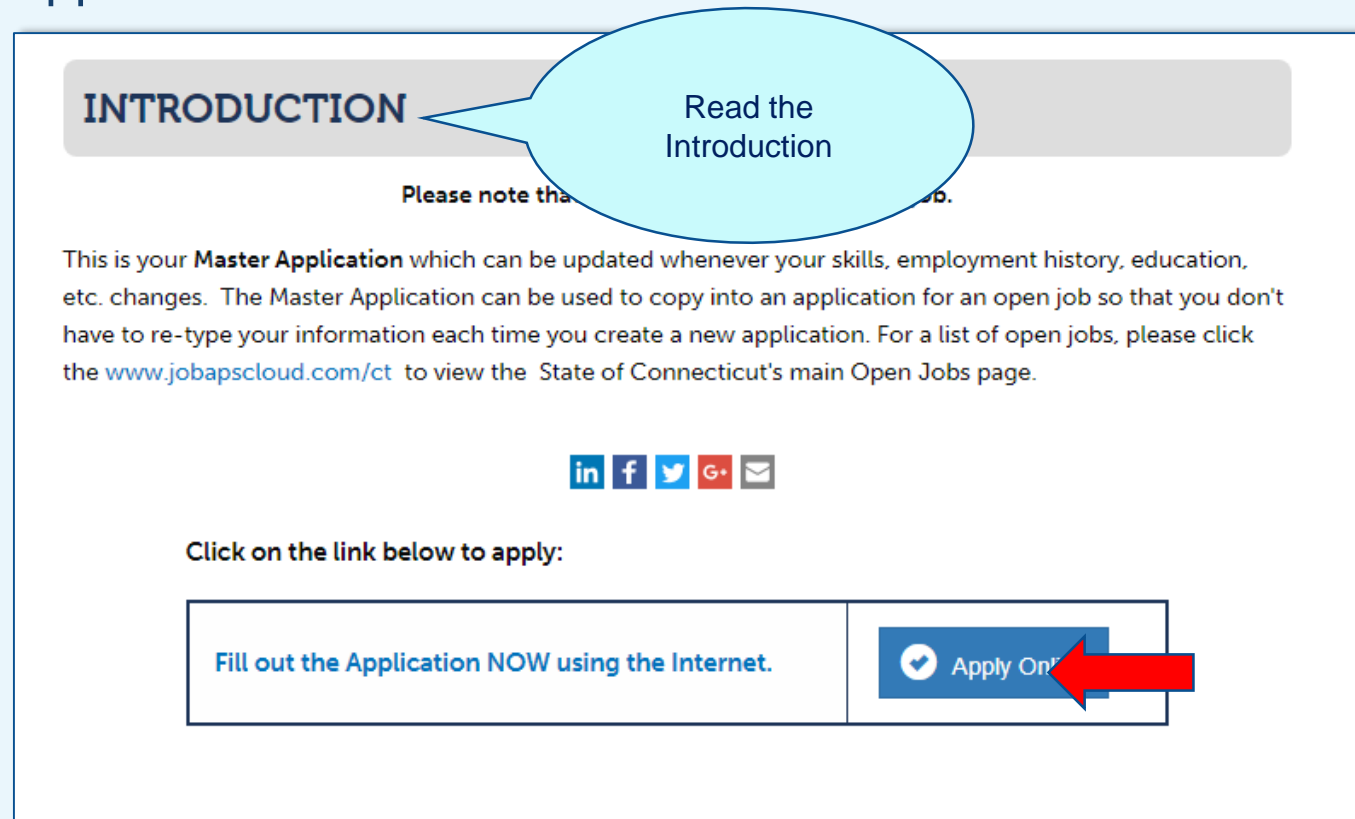
Access the OEC and refer to the main menu.



The screenshot shows a web interface for creating a Master Application. On the left is a dark sidebar menu with the following items: Job Openings, My Applications, New User Registration, Job Classes, Interest Cards, and Closed Jobs. A light blue callout bubble with a pointer to 'New User Registration' contains the text 'Click New User Registration'. The main content area is titled 'Master Application' and includes the subtitle 'Use as a template for any application' and 'Recruitment #AF-010101-000'. Below this is a form with fields for 'Created' (7/1/2017 12:01:00 AM), 'Job Type' (Open to the Public), and 'Close Date' (Continuous Recruitment). At the bottom of the form are three buttons: 'Go Back', 'Apply', and 'View Benefits'. Below the form are social media icons for LinkedIn, Facebook, Twitter, Google+, and Email. A grey header bar contains the word 'INTRODUCTION'. Below this, a bolded note states: 'Please note that this bulletin is ***not*** an open job.' The final paragraph explains that this is a 'Master Application' that can be updated and used as a template for future applications, and provides the URL www.jobapscloud.com/ct for viewing open jobs.

Create Master App – Apply

Review the Master Application Introduction section.



INTRODUCTION


Please note that...

This is your **Master Application** which can be updated whenever your skills, employment history, education, etc. changes. The Master Application can be used to copy into an application for an open job so that you don't have to re-type your information each time you create a new application. For a list of open jobs, please click the www.jobapscloud.com/ct to view the State of Connecticut's main Open Jobs page.

[in](#) [f](#) [t](#) [G+](#) [e](#)

Click on the link below to apply:

Fill out the Application NOW using the Internet.

Apply Online 

Create Master App – Read

Read the Terms of Use Agreement.

- Job Openings >
- My Applications >
- New User Registration >
- Job Classes >
- Interest Cards >
- Closed Jobs >

Terms of Use Agreement

Application Instructions for Master Application

PLEASE FILL OUT THE APPLICATION COMPLETELY.

- You are required to complete all questions with an **asterisk**.
- This application will be used as part of the selection process. Your responses will be used to determine whether or not you meet the minimum qualifications of the job. If an exam is required, your application and answers to supplemental questions will determine if you meet the minimum qualifications of a competitive job class.
- Clearly describe your qualifications in detail. Credit cannot be given for education, training, experience, knowledge, skills, and abilities that you fail to indicate.
- Do not leave any answer spaces blank; if a question does not apply, write "N/A".
- Although you may upload a resume to further describe your qualifications, it does not substitute for completing the application form. An incomplete application form may result in disqualification. Do NOT write "see resume" in your work history, education, or responses to any supplemental questions.
- Failure to comply with these instructions may result in disqualification.
- Read the job posting carefully for specific filing instructions, supplemental questions, and

Your Responsibilities as the Applicant

1. Create a user account.
2. Before submitting your application to the State of Connecticut, it is your responsibility to ensure the correctness of all information submitted in the application. If you would like a copy of the application for your records, it is your responsibility to print a copy of the application.
You are required to provide a valid email address. Check to be sure that you receive an email confirming that your application was sent to the State of Connecticut.
 This email is sent immediately upon receipt of your application. You should receive this confirmation email within one day after clicking on the "Submit" button.
3. If you do not receive the confirmation email, it is your responsibility to contact the State of Connecticut, Statewide Human Resources Management. If you fail to do so, your application may not be considered for the opening for which you have applied.

Read Application Instructions for Master Application

Read Your Responsibilities as the Applicant

Create Master App - Read & Agree

Continue reading and then accept the Terms of Use Agreement.

1) Read the Note

2) Check the **I agree** box, then click **I am a New User**

Note

Your application is submitted using Secure Encryption to ensure the privacy of all information you transmit over the internet.

The State of Connecticut, and the developers of the State of Connecticut online employment application system are not responsible or in any way liable for any computer hardware or software malfunction which may affect your employment application or the applicant selection process. By accepting the Terms of Use Agreement set forth here, you agree to all of the above terms and you agree to use this online employment application system only for the submission of bona fide employment applications to State of Connecticut. Any other use of this online employment application system shall be a violation of this Terms of Use Agreement.

I agree with the above terms of use.

I am a NEW USER

I have REGISTERED PREVIOUSLY

Cancel

Note: In accordance with the Terms of Use Agreement, you can create only 1 (one) profile on the OEC.

Create Master App – Four Tabs



Master Application #AF-010101-000

You may fill out the application in any order by clicking on the tabs

Help

Job Info

EEO/Vet

Profile

School

Work

Review

Submit

Exit

Profile and General Information

You are REQUIRED to Save & Continue this section for EACH application submitted.

FILL OUT THE APPLICATION COMPLETELY.

- You are required to complete all questions with an **asterisk ***.
- This application will be used as part of the selection process. Your responses will be used to determine whether or not you meet the minimum qualifications of the job. If an exam is required, your application and answers to supplemental questions will determine if you meet the minimum qualifications of a competitive job class.
- Clearly describe your qualifications in detail. Credit cannot be given for education, training, experience, knowledge, skills, and abilities that you fail to indicate.
- Do not leave any answer spaces blank; if a question does not apply, write "N/A".
- Although you may include a resume to further describe your qualification, it **does not** substitute for completing the application form. An incomplete application form may result in disqualification. Do NOT write "see resume" in your work history, education, or responses to any supplemental questions.
- Failure to comply with these instructions may result in disqualification.
- Read the Announcement carefully for specific filing instructions, supplemental questions, and final filing dates.
- Please review your contact information to confirm it is current and make any updates as needed.
- When entering your information, do not use all caps or all small letters. Please use sentence formatting with both capital and small letters, like this example of a street address: 123 E. Jones Street.
- If you are copying and pasting information from a Word document, save the Word document as text, open in Notepad, and copy and paste the information from Notepad to remove all hidden Word formatting and special characters.

Enter your information on these main tabs:

1. EEO/Vet (voluntary)
2. Profile
3. School
4. Work

Click **Save & Continue** at the bottom of each tab.

Click **Exit** if you are not ready to submit.

When you are ready to submit, go to the **Review** tab and click **Submit**.

Create Master App - EEO/Vet Tab

This is voluntary information for statistical purposes only. Click **Save & Continue** to advance to the next tab.

Voluntary Equal Employment Opportunity Information

To further its commitment to equal opportunity employment and meet State and Federal reporting requirements, the State of Connecticut requests applicants to VOLUNTARILY provide the following information. This information will be used for statistical purposes only by authorized personnel and will not be considered in the evaluation of your application.

EEO - Voluntary

Gender

- Male
 Female
 Decline to State

Ethnicity

- Hispanic or Latino
 Not Hispanic or Latino
 Decline to State

Race

Please select from one of the following

- White, Non-Hispanic**
Origins in any of the original peoples of Europe, the Middle East, or North Africa
- Black/African American (Non Hispanic)**
Persons having origins in any of the black racial groups of Africa
- Asian**
Origins in any of the original peoples of the Far East, Southeast Asia, or the India subcontinent, including for example, Cambodia, China, India, Japan, Korea, Malaysia, Pakistan, the Philippine Islands, Thailand and Vietnam
- American Indian or Alaskan Native**
Origins in any of the original peoples of North or South America, including Central America, and who maintains tribal affiliations or community attachment
- Native Hawaiian or Other Pacific Islander**
Origins in the original peoples of Hawaii, Guam, Samoa, or other Pacific Islands
- Two or more races**
 Decline to State

Veterans Information - Voluntary

Veterans and spouses may be entitled to extra points on open competitive exams per State of Connecticut Statute. The State of Connecticut requests applicants to VOLUNTARILY provide the following information. NOTE: Veteran's points are only applicable to open competitive examinations (C.G.S. § 5-224) and added after a candidate passes the exam.

If you meet the requirements set out in [CGS 27-103](#) and [38 USC 101](#) you may be eligible for additional Veteran's points.

Do you meet the definitions outlined in CGS 27-103 and/or 38 USC 101?

Yes No

Do you wish to claim Veterans Points?

Yes No

If yes, a copy (not original) of your proof of eligibility DD-214 (or other acceptable documentation) for Veterans status may be required and verified at the time of hire.

If you answered YES to seeking Veteran's points, select any that apply to your situation

- I am an honorably discharged veteran
 I am an unmarried surviving spouse of a veteran
 I am a spouse of a veteran not gainfully employed due to disability
 I am a service-disabled veteran
 I am the spouse of a service-disabled veteran
 I am an unmarried surviving spouse of a disabled veteran

Save & Continue

Clear

Create Master App – Profile Tab

Personal and Contact Information

First Name*	<input type="text" value="Meredith"/>
Last Name*	<input type="text" value="Machado"/>
Middle Initial	<input type="text" value="m"/>
List other names you have used	<input type="text"/> <i>Include last, first & middle initial</i>
Address Number,* Street, Apt.	<input type="text"/>
City*	<input type="text"/>
State*	<input type="text" value="Select State or Other"/>
Zip Code*	<input type="text" value="06040"/> - <input type="text"/>
Email Address*	<input type="text" value="mmachado@yahoo.com"/>
Primary Phone*	<input type="text"/>

OK to leave msg? Yes No

Some fields auto populate here

Select locations, employment type & shifts

Employment Preferences

You are required* to select one of the following

I am a current employee of the State of Connecticut
 I am a former employee of the State of Connecticut
 I have never been employed by the State of Connecticut

If you are a current State of CT employee, please enter your 6 digit employee ID number

Are you lawfully* permitted to work in the United States?

Yes
 No

In which locations* will you accept employment?
 Check the box(es) of all cities/towns you are willing to accept employment in

Check All Locations
 Andover
 Ansonia
 Ashford
 Avon
 Barkhamsted
 Beacon Falls
 Berlin
 Bethany
 Bethel
 Bethshem

Scroll to see all locations

Select how you heard about the opening, then click **Save & Continue**

Job Source

How did you hear* about this job opening?

State of CT Web Site
 Indeed.com
 Facebook
 The Muse
 Google Jobs
 Friend or Relative
 Job Fair
 Monster.com
 LinkedIn
 Newspaper
 Twitter
 Walk-In
 Other (specify)*
 The Urban League of Greater Hartford
 The Greater Waterbury Branch of the NAACP
 Commission on Women, Children & Seniors
 Commission on Equality and Opportunity
 Commission on Human Rights & Opportunities
 Other Web Page*

*Please identify specific newspaper, publication, website, TV or radio station, community group, etc.

Create Master App – School Tab

Education, Licenses and Training

In order to receive educational credits toward qualification for the job posting, the institution must be accredited.

If the institution of higher learning is located outside of the United States, you are responsible for providing documentation from a recognized USA accrediting service which specializes in determining foreign education equivalencies. The responsibility for and the costs associated with obtaining this equivalency information rest with the applicant. If applicable, please email the document to the Recruiter listed in the job opening.

Please be advised you may be required to provide validation of degree(s) earned and/or official transcripts at any time during the selection process.

High School Education

Did you graduate*
from high school or
receive a high
school equivalency
diploma (GED)?

- Yes
 No

College and Graduate School Education

Name of School <input type="text"/>	Major <input type="text"/>	Degree Earned <input type="radio"/> Yes <input type="radio"/> No <input type="radio"/> Attending
Street Address <input type="text"/>	Minor <input type="text"/>	# of Credits Earned <input type="text"/>
City, State and Zip <input type="text"/>	Degree Type Choose <input type="text"/>	

[delete](#)

[Add Another School](#)

Specialized Training or Classes Relevant to Job

I have the following special training, certificates, licenses, etc. applicable for this job.

Organization, Company, School <input type="text"/>	Street Address <input type="text"/>	# of Credits Earned <input type="text"/>
Program/Course/Type of Training <input type="text"/>	City, State and Zip <input type="text"/>	Diploma/Cert. Earned <input type="radio"/> Yes <input type="radio"/> No
Name of Certificate Earned <input type="text"/>		Expiration Date MM/YYYY <input type="text"/>

[delete](#)

[Add Another Training Record](#)

Licenses and Professional Certifications

Enter the required trade and professional licenses and certifications you possess. Upload a copy of required or relevant licenses or certificates entered if requested on the Other tab of the application.

Type <input type="text"/>	Issuing Agency <input type="text"/>	License Number <input type="text"/>	Expiration Date MM/YYYY <input type="text"/>
------------------------------	--	--	--

[delete](#)

[Add Another Professional License](#)

Create Master App - Work Tab

Read the Important Instructions

Work Experience/ Employment History

Important Instructions

- Please list **beginning with your most recent** position, all of your work experience including military service and all volunteer activities that you wish to be considered toward meeting the eligibility requirements (minimum qualifications) stated on the opening.
- Please do not submit a resume in lieu of completing this portion of the application.
- Be sure that the information included in this section demonstrates that you meet the experience qualifications for the job for which you are applying.
- Failure to provide all of the REQUIRED information for each position may result in your application being disapproved.
- Although a resume may be uploaded, only jobs included in this section of the application form will be considered when determining if you meet the required minimum qualifications for the position for which you are applying.
- Please make sure to list each position held, even with the same employer on a separate tab.
- Under the View/Edit column, applicants can move work experience 'Up' or 'Down' to ensure work history is in order.

#	Title	Dates	Employer	View/Edit
---	-------	-------	----------	-----------


No employment experience records to display.

I have Work Experience

I have NO Work Experience

Click the appropriate button to indicate whether or not you have work experience

Create Master App - Work Tab

 **Master Application #AF-010101-000**
You may fill out the application in any order by clicking on the tabs

Enter New Job # 1
Please begin with your most recent employer.

Work Experience

Official Job Title*

Name of Employer*

Dates of Employment* From To
 Still Employed

May we contact this employer?* Yes No

Employer Address*

Employer City, State and Zip*

Supervisor's Name*

Supervisor's Title*

Supervisor's Phone*

One entry for each job

* Indicates a required field

Is this position full-time or part-time?* Full-time Part-time
Weekly hours worked

Description of Primary Duties*
Please provide a synopsis of the essential duties of this position.
DO NOT ENTER "SEE RESUME"
You are allowed a maximum of 2000 characters.

Reason for Leaving*
Enter "Still employed" if you are still working for this employer

Click **Save this Job**, then move to Job # 2, etc.

Create Master App - Review Tab

EEO/Vet Profile School Work **Review** Submit Exit

Review and Print Your Application

Do not print, sign and mail your application to the State of Connecticut. If your application does not need any editing, click 'Ready to Send App' and Submit your application.

Review and print a copy of your application for your records.

If you would like to make any changes, click on the red "EDIT" buttons or click on the tabs above. Then, make any changes on that tab and then click on the button that says "Save & Continue" at the bottom of the page to save your changes.

Ready to Send App Print My Application

Job Title: Master Application
Job Number: AF-010101-000
EasyID: CAS-31-1234

Personal and Contact Information EDIT

First Name	Meredith
Last Name	Machado
Middle Initial	M
List other names you have used	
Address Number, Street, Apt.	2030 Main Street
City	Wethersfield
State	CT

Click **EDIT** to revise content

Click **Save & Continue** at the bottom of each page

Click **Ready to Send App** when done



- Print and proofread your application in multiple passes, as needed
- Consider asking your trusted advisor for feedback

Create Master App – Submit Tab

Submit and Send Application

Not Ready to Submit? Exit and return before the closing date to submit.

Ready to Submit? No changes can be made after you submit your application.

When applicants submit an application, a pop up box will display confirming the date and time the application was submitted. Applicants also receive an e-mail confirmation of submission (please check junk/spam folder if not in your Inbox). If applicants do not receive this notification, the application has not been submitted.

All application materials must be received by the recruiting agency on the closing date, by the time specified on the job opening for the position for which you are applying. Late applications may not be submitted and will not be considered.

YOU MUST MEET ALL OF THE QUALIFICATIONS AS OF THE CLOSING DATE TO BE ELIGIBLE FOR CONSIDERATION. VERIFICATION OF YOUR APPLICATION INFORMATION WILL BE COMPLETED BY THE APPOINTING AUTHORITY.

I hereby certify that the statements made by me on this application form and attachments, if any, are true and complete to the best of my knowledge and are made in good faith. I understand that if I knowingly make any misstatement, misrepresentation, or omission of facts, I am subject to disqualification, not being considered further for or being terminated from employment and to such other penalties as may be prescribed by law or personnel regulations. All statements made on this application, including employment information, are subject to verification as a condition of employment.

I am knowingly sending in my application to Department of Administrative Services with NO employment experiences listed in the WORK section of the application. (If you wish to add employment experiences to your application before sending it in, click on the "WORK" button above.)

Submit to State of Connecticut

Make sure the Master App is correct & that your statements are true

Check the Signature Agreement Box

When ready, click Submit to State of Connecticut

Master Application - Acknowledgement

- The OEC provides double-acknowledgement of a submitted application.
- Applicants receive a pop-up confirmation on their screen, followed by an emailed confirmation.

Please add @ct.gov as an accepted address to any email blocking or spam filtering program you may use.
Notices will be delivered via email.
Even if you do not receive any email notices, you are responsible for logging in to this system and reviewing all notices that have been sent to you.
These are available by clicking on the 'My Applications' button on the Job Openings.

OK

Let's Recap

Here's what you've learned so far:

- **Get organized**
- **Create an account**
- **What is a Master Application?**
- **Create a Master Application**

What's Next?

- Copy your Master Application to apply for a job

Scenario – Copy a Master Application

You are applying for a Maintainer position using the Master Application you created.

After you copy the Master Application, you plan to set aside time to review and edit the information for the Custodian application.

Maintainer (37.5 Hour) 210930-0426TC-001	Norwich, CT	Department of Mental Health & Addiction Services	Full-Time	Monday, October 18, 2021 11:59 PM	Status
---	-------------	--	-----------	---	--------

Let's walk through the steps to copy your Master Application to the Maintainer application.

Scenario

The screenshot displays the Connecticut State Department of Administrative Services website. At the top, the header includes the 'ct.gov' logo and the text 'Connecticut's Official State Website'. Below this is the department's logo and the text 'Connecticut State Department of Administrative Services'. A dark navigation bar contains a menu with the following items: 'Job Openings', 'My Applications', 'New User Registration', 'Job Classes', 'Interest Cards', and 'Closed Jobs'. A light blue callout bubble points to the 'Job Openings' menu item with the text 'Select Job Openings'. To the right, the 'Job Openings' section is visible, featuring a search bar with the text 'STATE OF CONNECTICUT ONLY' and a description: 'To quickly find current job openings of interest, use the search filters: Keyword, Location, Agency, Recruitment Method. For more information on job openings, fill out interest cards. Applicant Tips on [How to Apply](#)'.

Scenario

Open to the Public

Job Title	Location	Department	Type	Close Date	Check Status
Administrative Assistant NEW 211004-3591CL-001	Hartford, CT	Department of Energy & Environmental Protection	Full-Time	Thursday, October 21, 2021 11:59 PM	Status
Application Development & Metrics Manager (Information Technology Manager 2) NEW 211006-1562MP-001	Hartford, CT	Department of Social Services	Full-Time	Monday, October 25, 2021 11:59 PM	Status
Assistant Accountant 210921-5140AR-001	Middletown, CT	Department of Emergency Services & Public Protection	Full-Time	Friday, October 15, 2021 11:59 PM	Status
Behavioral Health Program Manager NEW 211006-1450MP-001	Hartford, CT	Department of Mental Health & Addiction Services	Full-Time	Wednesday, October 20, 2021 11:59 PM	Status
Behavioral Health Program Manager		Department of Mental Health & Addiction Services		Wednesday, October 20, 2021 11:59 PM	Status
Maintainer (37.5 Hour) 210930-0426TC-001	Norwich, CT	Department of Mental Health & Addiction Services	Full-Time	Monday, October 18, 2021 11:59 PM	Status

Scroll the jobs and select, by clicking, the desired job title

Here it is!

Scenario

Here's
the job
bulletin

Maintainer (37.5 Hour)

Recruitment #210930-0426TC-001

Location	Norwich, CT
Date Opened	10/6/2021 12:00:00 AM
Salary	\$37,335* - \$46,654/year (*See Introduction for Salary Information)
Job Type	Open to the Public
Close Date	10/18/2021 11:59:00 PM

Click
Apply

[Go Back](#)

[Apply](#)

[View Benefits](#)



INTRODUCTION




Department of
MENTAL HEALTH & ADDICTION SERVICES

Connecticut[®]

Scenario – Apply Online

Fill out the Supplemental
Questionnaire and
Application NOW using the
Internet.

 Apply Online

Click
Apply
Online

Scenario

View My Applications (Login Required)

Existing users may log in below.

Passwords are case-sensitive. Can't remember your UserID or password? Please use the [Forgot Your UserID?](#) and [Forgot Your Password?](#) links to retrieve your login information.

Do not create multiple accounts. If you are having difficulty retrieving your log in information or are having problems logging in, please contact us directly at (860) 713-5205 or mgray@jobaps.com.

Do not share accounts. Each user must have a unique, separate account. If you share your account, your application information will **not** be accurate because the profile information (name, address, phone, e-mail) will be overwritten for all applications tied to this account.

Account-sharing may result in applicants being removed from consideration for job openings.

Please do not open two applications in different browser windows at the same time.
one application open at a time.

Enter your UserID and Password to logon.

UserID	<input type="text" value="jmmachado"/>
Password	<input type="password" value="*****"/>

Enter your **UserID** and **Password**, then click **Retrieve Application**

Retrieve Application

Back

Clear Form

[I Forgot My UserID](#)
[I Forgot My Password](#)
[Update My Contact Information](#)
[New User/Application](#)

Scenario

Read and follow the instructions

Click Master Application

“Copying Application” displays

Copy My Application

On this page, you will be able to copy an existing application into your new application.

[Return to Current Openings](#)

Applications you have previously completed are listed below. From the list, select which of your existing applications you wish to copy and follow the instructions below.

1. Choose the Master Application or a previously completed application you wish to copy into your new application for:
Custodian (37.5 Hour) 180702-0429TC-001.
2. Click on the **Job Title** of your existing application.
3. At the **top of the page**, you will now see the current position for which you are applying.
4. The new application will now open to allow you to **modify the information**.
5. **Complete** each sub tab within the application.
6. Click **"Save & Continue"** after each page.
7. Click **"Submit to State of Connecticut"** after completing your application. If you do not click Send, your application will be saved but not submitted. Once applications are submitted, they cannot be changed.

Please note: The application from which you are copying information will not be affected by any changes you make to the new application.

Application Template

Master Application
AF-010101-000
3/2/2018

Choose the Master Application to copy into this application.
Or, select from any applications below.

Scenario



Maintainer (37.5 Hour) #210930-0426TC-001

You may fill out the application in any order by clicking on the tabs

[Help](#)[Job Info](#)[SupQu](#)[EEO/Vet](#)[Profile](#)[School](#)[Work](#)[Review](#)[Submit](#)[Exit](#)

Supplemental Questionnaire

You are REQUIRED to complete this supplemental questionnaire for this application and then click on the button that says "Save & Continue". All fields with an **asterisk*** are required.

1* Do you possess any experience and training which would reasonably provide the following knowledge, skills and abilities: some interpersonal skills; some oral and written communication skills; ability to follow oral and written instructions; ability to learn policies and procedures; ability to operate, care for and perform minor maintenance on tools and equipment used in daily work; some ability in simple record keeping?

Yes No

2* Per Executive Orders 13F and 13G, any employee hired on or after September 27, 2021 must demonstrate they are fully vaccinated (or have the first of a two dose vaccine and the second appointment scheduled) through the [State's COVID Navigator](#) as a requirement of employment. The only exceptions to this requirement are religious or medical exemptions, that would initiate an interactive discussion with the hiring agency to determine if the essential functions of the job could be performed with a reasonable accommodation based on the exemption request. In those cases, the exemption request would have to be fully reviewed and the accommodation granted prior to the first date of employment.

All State Employees hired before September 27, 2021 must continue to adhere to the guidelines listed in Executive Orders 13F and 13G.

Do you agree to adhere to the abovementioned conditions of employment?

Yes No

[Save & Continue](#)

The Maintainer application displays

Scenario

Maintainer (37.5 Hour) #210930-0426TC-001
 You may fill out the application in any order by clicking on the tabs

SupQu EEO/Vet Profile School

Supplemental Questionnaire

You are **REQUIRED** to complete this supplemental questionnaire for this application and then click on **"Save & Continue"**. All fields with an **asterisk*** are required.

1* Do you possess any experience and training which would reasonably provide the following knowledge, skills and abilities: some interpersonal skills; some oral and written communication skills; ability to follow oral and written instructions; ability to learn policies and procedures; ability to operate, care for and perform minor maintenance on tools and equipment used in daily work; some ability in simple record keeping?

Yes No

2* Per Executive Orders [13F](#) and [13G](#), any employee hired on or after September 27, 2021 must demonstrate they are fully vaccinated (or have the first of a two dose vaccine and the second appointment scheduled) through the [State's COVID Navigator](#) as a requirement of employment. The only exceptions to this requirement are religious or medical exemptions, that would initiate an interactive discussion with the hiring agency to determine if the essential functions of the job could be performed with a reasonable accommodation based on the exemption request. In those cases, the exemption request would have to be fully reviewed and the accommodation granted prior to the first date of employment.

All State Employees hired before September 27, 2021 must continue to adhere to the guidelines listed in Executive Orders [13F](#) and [13G](#).

Do you agree to adhere to the abovementioned conditions of employment?

Yes No

Save & Continue

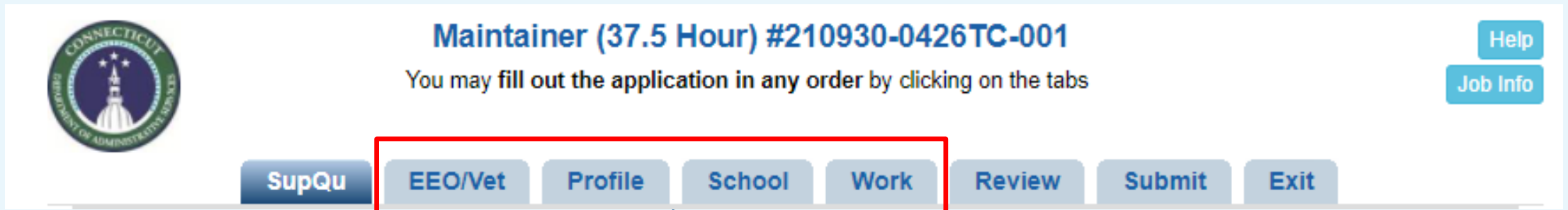
The Supplemental Questionnaire tab is **required**

The number and type of questions vary by position

Allow ample time to carefully read and respond

Click **Save & Continue**

Scenario



The screenshot shows the top section of a web application. On the left is the Connecticut Department of Administrative Services logo. In the center, the title "Maintainer (37.5 Hour) #210930-0426TC-001" is displayed above the instruction "You may fill out the application in any order by clicking on the tabs". On the right, there are "Help" and "Job Info" buttons. Below this is a horizontal row of tabs: "SupQu", "EEO/Vet", "Profile", "School", "Work", "Review", "Submit", and "Exit". A red rectangular box highlights the "EEO/Vet", "Profile", "School", and "Work" tabs.

Review all tabs and the information that flowed from the Master App, and edit, as needed

Reminder: Employment Preferences do not flow from the Master App and must be completed/provided with each job application


Scenario

Employment Preferences	
You are required to* select one of the following	<input type="radio"/> I am a current employee of the State of Connecticut <input type="radio"/> I am a former employee of the State of Connecticut <input checked="" type="radio"/> I have never been employed by the State of Connecticut
If you are a current State of CT employee, please enter your 6 digit employee ID number	<input type="text"/>
Are you lawfully* permitted to work in the United States?	<input checked="" type="radio"/> Yes <input type="radio"/> No
In which locations* will you accept employment? Check the box(es) of all cities/towns you are willing to accept employment in	<input checked="" type="checkbox"/> <u>Check All Locations</u> <input checked="" type="checkbox"/> Andover <input checked="" type="checkbox"/> Ansonia <input checked="" type="checkbox"/> Ashford <input checked="" type="checkbox"/> Avon <input checked="" type="checkbox"/> Barkhamsted <input checked="" type="checkbox"/> Beacon Falls <input checked="" type="checkbox"/> Berlin <input checked="" type="checkbox"/> Bethany <input checked="" type="checkbox"/> Bethel <input checked="" type="checkbox"/> Bethlehem <i>Scroll to see all locations</i>
Are you available* for any of the following types of employment? Check all that are applicable	<input checked="" type="checkbox"/> <u>Check All Types</u> <input checked="" type="checkbox"/> Full-Time <input checked="" type="checkbox"/> Part-Time <input checked="" type="checkbox"/> Durational <input checked="" type="checkbox"/> Seasonal <input checked="" type="checkbox"/> Temporary <input checked="" type="checkbox"/> Per Diem <input checked="" type="checkbox"/> Internship
Are you available* for any of the following shifts? Check all that are applicable	<input checked="" type="checkbox"/> <u>Check All Shifts</u> <input checked="" type="checkbox"/> First <input checked="" type="checkbox"/> Second <input checked="" type="checkbox"/> Third <input checked="" type="checkbox"/> Weekends

Guideline: To qualify for a position, your Employment Preferences must match the job posting

- Manchester (or All Locations)
- Full-Time (or All Types)
- Second Shift (or All Shifts)

Scenario



Maintainer (37.5 Hour) #210930-0426TC-001

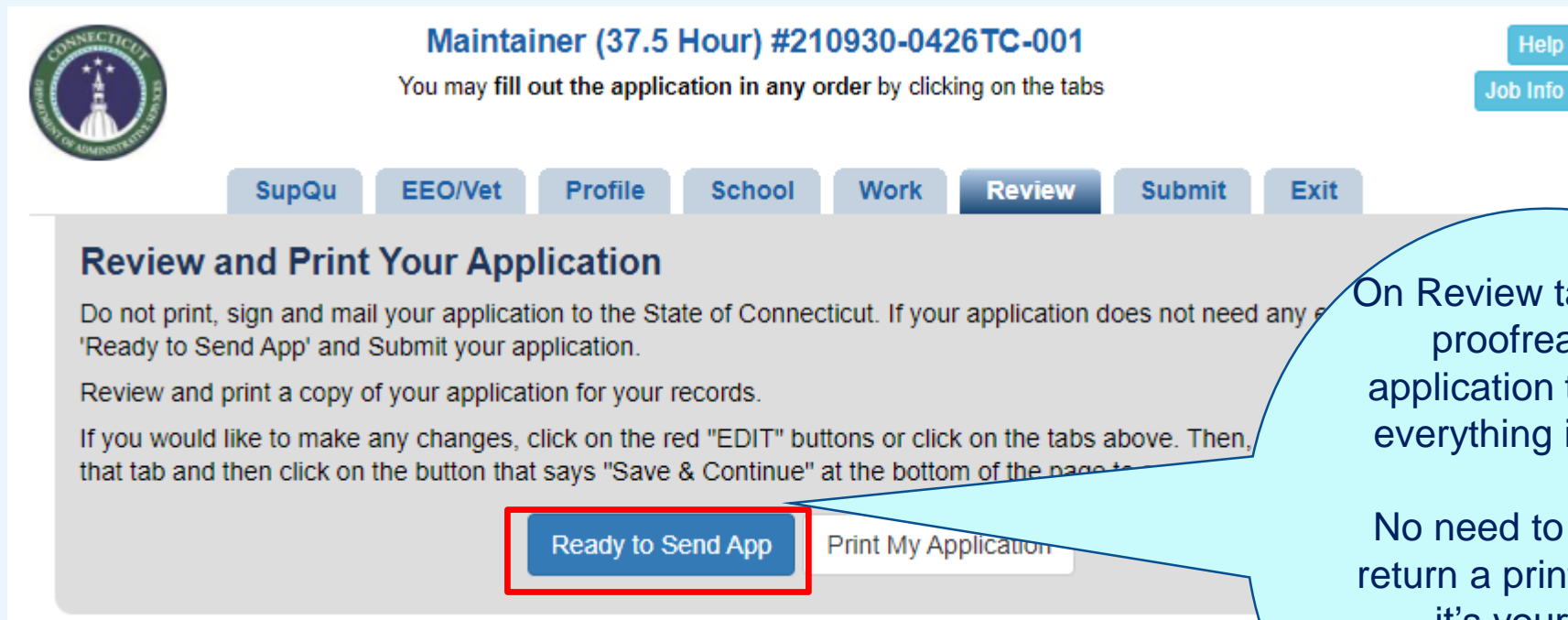
You may fill out the application in any order by clicking on the tabs


Help
Job Info

SupQu EEO/Vet Profile School Work **Review** **Submit** Exit

Let's finalize the application

Scenario



 **Maintainer (37.5 Hour) #210930-0426TC-001** [Help](#) [Job Info](#)

You may fill out the application in any order by clicking on the tabs

[SupQu](#) [EEO/Vet](#) [Profile](#) [School](#) [Work](#) **[Review](#)** [Submit](#) [Exit](#)

Review and Print Your Application

Do not print, sign and mail your application to the State of Connecticut. If your application does not need any e...
'Ready to Send App' and Submit your application.

Review and print a copy of your application for your records.

If you would like to make any changes, click on the red "EDIT" buttons or click on the tabs above. Then, that tab and then click on the button that says "Save & Continue" at the bottom of the page to

[Ready to Send App](#) [Print My Application](#)

On Review tab, print & proofread the application to ensure everything is correct

No need to sign and return a printed copy - it's your copy

When done, click **Ready to Send App**

Scenario



Maintainer (37.5 Hour) #210930-0426TC-001

You may fill out the application in any order by clicking on the tabs

[Help](#)
[Job Info](#)
[SupQu](#)
[EEO/Vet](#)
[Profile](#)
[School](#)
[Work](#)
[Review](#)
[Submit](#)
[Exit](#)

Submit and Send Application

Not Ready to Submit? Exit and return before the closing date to submit.

Ready to Submit? No changes can be made after you submit your application.


When applicants submit an application, a pop up box will display confirming the date and time the application was submitted. Applicants also receive an e-mail confirmation of submission (please check junk/spam folder if not in your Inbox). If applicants do not receive this notification, the application has not been submitted.

All application materials must be received by the recruiting agency on the closing date, by the time specified on the job opening for the position for which you are applying. Late applications may not be submitted and will not be considered.

YOU MUST MEET ALL OF THE QUALIFICATIONS AS OF THE CLOSING DATE TO BE ELIGIBLE FOR CONSIDERATION. VERIFICATION OF YOUR APPLICATION INFORMATION WILL BE COMPLETED BY THE APPOINTING AUTHORITY.



I hereby certify that the statements made by me on this application form and attachments, if any, are true and complete to the best of my knowledge and are made in good faith. I understand that if I knowingly make any misstatement, misrepresentation, or omission of facts, I am subject to disqualification, not being considered further for or being terminated from employment and to such other penalties as may be prescribed by law or personnel regulations. All statements made on this application, including employment information, are subject to verification as a condition of employment.



I am knowingly sending in my application to Department of Administrative Services with NO employment experiences listed in the WORK section of the application. (If you wish to add employment experiences to your application before sending it in, click on the "WORK" button above.)

Submit to
State of Connecticut

On Submit tab, carefully read the notice

Check the Certify box, which serves as your electronic signature

Click **Submit to State of Connecticut**

Let's Recap

Here's what you just learned:

- Copy a Master Application to apply for a job

Avoid Errors & Regret on a Job Application

- Spelling, grammar and usage
- Guidelines for managing applications

Spelling, Grammar & Usage



Tips

- Do not go casual on an application! Avoid texting lingo, emotis, abbreviations and slang.
 - Avoid all lower case letters. Example: **state of connecticut**
 - Avoid all upper case letters. Example: **STATE OF CONNECTICUT**
 - Always use sentence casing. Example: **State of Connecticut** ✓
- Use proper spacing between words. Example: “**trash and recycling**,” not “**trashandrecycling**”.
- Make sure your Supplemental Questionnaire responses are correct and that you check the proper box(es).
- Ask a “trusted advisor” to review the application.
- Carefully check spelling and grammar; print your application as many times as needed until it is perfect.

Guidelines for Managing Applications



Tips

As indicated on the Submit tab, changes cannot be made to a submitted application.

- Work carefully and consider completing the application over multiple sessions to keep things fresh.
- Print and proofread for accuracy and completeness.
- Sign on to your Personal Status Board to monitor applications, view notices, and address any unsubmitted applications prior to the closing date.

What's Next?

- What to do immediately after you apply for a job
- Recruitment process
- Appeal process
- Maximize the OEC – additional features

Task List - After Submitting an Application



Tips

- Write down your OEC UserID and password.
- Maintain a copy of the job bulletin.
- Regularly check e-mail for any notices sent from the agency about the job, including referral questionnaires that probe on your experience and qualifications. If you cannot locate the e-mails, check your Junk or Spam folder. Sign on to your Personal Status Board every day to monitor your applications and view all emailed notices (click the date in the Last Notice column to view a chronology of all notices sent to you).
- Make sure you have a professional voicemail greeting and that your voicemail inbox is able to accept messages and it not full.
- If you miss a call, **do not** call the number back without first checking voicemail. It could be a recruiter or hiring manager! Always prepare yourself for discussion - have your questions mapped out, have paper and a pen ready to take notes, find a quiet place to talk, etc.

Recruitment Process

- You are notified via e-mail whether or not you qualify for a position and your name has been placed on an eligible list (Eligible for Referral).
- The hiring agency recruiter reviews the eligible list and notifies you, typically via email, if you are selected for an interview. You may be instructed to self-schedule an interview via the OEC.
- The hiring agency notifies you whether or not you are the selected candidate.
- If you have questions about the recruitment process, timeline, or your status, contact the HR recruiter or team listed in the job bulletin.

INTRODUCTION

The Department of Mental Health and Addiction Services seeks qualified individuals for the position of CUSTODIAN, POSITION # CV 75941. THIS POSITION IS HAZARDOUS DUTY. This position is located at WHITING FORENSIC HOSPITAL, Middletown, CT 06457. This is a full-time, thirty-seven and one half (37.50) hours per week position. The Schedule, as follows: Monday thru Friday, 6:45 a.m. to 2:45 p.m.

This position will be responsible for the following duties to include: All Custodial Tasks throughout a Patient Building; Sweeping, Mopping, Dusting, and Stripping and Waxing floors. Collects soiled linen. Distribute clean linen throughout the building. Collect and dispose of all trash and recycling in to the appropriate containers. Use proper custodial equipment to polish floors and shampoo carpets. Custodial cleaning will be necessary to clean all patient areas and non-patient areas throughout the building. Will also clean windows and vents.

Please ensure that your application is complete. You will be unable to make revisions once you submit your application into the JobAps system.

If selected for further consideration, State Employees may be required to provide their last two (2) Service Ratings and Non-State Employees may be required to provide two (2) Letters of Reference.

*The entry level rate for this class will be ten (10%) percent below Step 1 of the salary grade. Upon completion of the initial working test period the incumbent's salary will be adjusted to the TC pay plan, Step 1 of the salary grade for this class.

Questions regarding this Position should be directed to Deb Robinson, DMHAS HR, (860) 262-5819 or Deborah.A.Robinson@ct.gov.

Appeal Process – Classified Competitive Positions Only

- The appeal process is for **competitive positions only** for individuals who **do not meet the minimum qualifications or special requirements** of the position.
- You will be sent an e-mail if you are eligible to appeal a job opening to which you applied. Appeals must be made within 6 business days of notification.
- Submit the appeal to ExamAppeals@ct.gov. A decision is made within 15 days of receipt of the appeal.

Note: Applicants cannot appeal the designation of a job opening: Open to the Public, Open Only to Statewide Employees or Open Only to Agency Employees.

Additional OEC Features

Narrow Your Search Options - Search jobs using these filters:

- Keyword, such as title
- Town
- Agency
- Recruitment Type
- Job Category

Interest Cards – Sign up to receive a text or e-mail alert when a job of interest is posted on the OEC.

Keyword Search & Interest Cards

Connecticut's Official State Website

CONNECTICUT
DEPARTMENT OF ADMINISTRATIVE SERVICES

Connecticut State Department of Administrative Services

Job Openings
My Applications
New User Registration
Job Classes
Interest Cards
Closed Jobs

Set Up Interest Cards

Job Openings

Follow us on:
f t in @

To quickly find current job openings, use the search box. To receive an e-mail about future job openings, fill out interest cards.

Search keywords

Narrow Your Job Search ...

How do I... Choose a Help Topic

Open Job Quick Links

- Open to the Public (231)
- Open Only to Statewide Employees (2)
- Open Only to Agency Employees (1)