



Forest Service
U.S. DEPARTMENT OF AGRICULTURE

Superior National Forest | December 1, 2021

Holiday Greenery



Christmas Trees & Balsam Boughs

Cutting your own Christmas tree can start a great holiday season. Before heading out, make sure you have a permit, then have fun with your harvest!

A permit to cut one Christmas tree on Forest Service land may be purchased for \$5.00 at any Forest Service office, or through Recreation.gov (\$5 + \$2.50 handling fee).

RECREATION.gov – www.recreation.gov – 877-444-6777

Some restrictions are as follows:

❄ Balsam fir are preferred for harvest, **white pine and cedar are not allowed.**

❄ Make sure you are on National Forest System lands, but not within the Boundary Waters Canoe Area Wilderness. Maps can be viewed or purchased at Forest Service offices.



❄ Choose cutting areas away from plantations, developed recreation or administration sites, and Research Natural Areas.

❄ Walk well off the roadside to select your tree.

❄ Select a tree the correct size for your home. Don't cut the top off of a taller tree. Maximum stump height is 12 inches.

❄ There is a two tag limit for each household per year.

Have a fourth grader in your family?

4th graders who have an Every Kid Outdoors paper voucher or pass are eligible for one FREE Christmas tree permit! Visit a Forest Service or other participating federal agency office, or go to www.everykidoutdoors.gov for more information and registration.




If you are using an ATV, other OHV, or Snowmobile to get your tree...

Cross-country travel by ATVs and other OHVs is not allowed in the National Forest; cross-country travel by snowmobile is allowed only if the snow is over 4 inches deep. See our website, or stop in one of our offices for complete rules on OHV and snowmobile use on the Forest.

Superior National Forest - Balsam Boughs



Gathering balsam boughs to make wreaths is becoming more popular each year. To protect the balsam fir trees on the Superior National Forest for future generations, bough gathering permits that specify where and how to cut boughs are issued by the various Forest Service offices in Aurora, Cook, Ely, Grand Marais and Tofte. Permits are required for personal or commercial use.



All bough cutting parties must have a permit. Parties can have up to 5 pickers listed. If you are cutting boughs for personal (non-commercial) use, you may purchase a permit for \$20 and cut enough boughs for 5 wreaths. If you are picking commercially to supply commercial manufacturers, there is a minimum permit fee of \$50 for two tons. Additional tons may be harvested at \$25 per ton. See additional rules on your permit.

- ❄ Make sure you are on National Forest system land, but not within the Boundary Waters Canoe Area Wilderness. Maps can be purchased at Forest Service offices.
- ❄ Walk at least 50 feet off the roadside, trail, lake, or recreation area before selecting the trees from which to harvest.
- ❄ Harvest boughs from trees that are greater than 7 feet high.
- ❄ Never fell trees to harvest boughs. You may only harvest branches from the lower half of the tree. Leave a portion of each pruned branch for regeneration.
- ❄ Harvested branches should have ends no larger in diameter than a pencil. As you harvest along the branch, leave part of the branch for growth and regeneration. Cutting at a fork will leave one side of the fork for regeneration.
- ❄ Keep your permit with you while harvesting boughs.
- ❄ Harvesting of Princess Pine is not allowed on the Superior National Forest.

For more information, go to www.fs.usda.gov/superior on the web or contact:

Superior National Forest Headquarters

8901 Grand Avenue Place
Duluth, MN 55808
(218) 626-4300
r9_superior_NF@fs.fed.us

**Gunflint
Ranger District**
2020 W. Hwy 61
Grand Marais, MN
55604
(218) 387-1750
gunflint@fs.fed.us

**Tofte
Ranger District**
7355 W. Hwy 61
P.O. Box 2159
Tofte, MN 55615
(218) 663-8060
tofte@fs.fed.us

**Kawishiwi
Ranger District**
1393 Hwy. 169
Ely, MN 55731
(218) 365-7600
kawishiwi@fs.fed.us

**LaCroix
Ranger District**
320 Hwy 53 North
Cook, MN 55723
(218) 666-0020
lacroix@fs.fed.us

**Laurentian
Ranger District**
318 Forestry Road
Aurora, MN 55705
(218) 229-8800
laurentian@fs.fed.us


USDA is an equal opportunity provider, employer, and lender.

12/01/2021 SAR

Holiday Greenery



Balsam Fir

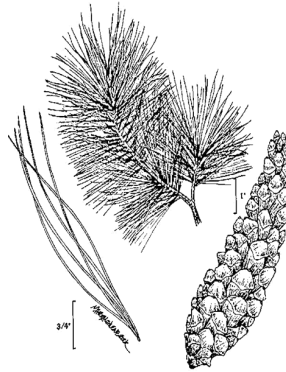


Balsam Fir

The preferred species for holiday decoration, balsam has the classic holiday aroma. It is also abundant on the Forest, grows back rapidly, and in some places actually needs to be removed as it provides too much fuel for wildfires.

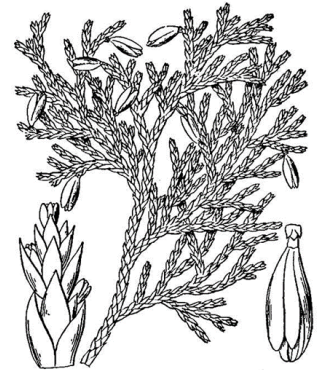
Needles are flat and cannot easily be rolled in your fingers. They have two light colored racing stripes on the bottom. Needles are single, and branches are usually in flat sprays.

Other Evergreens



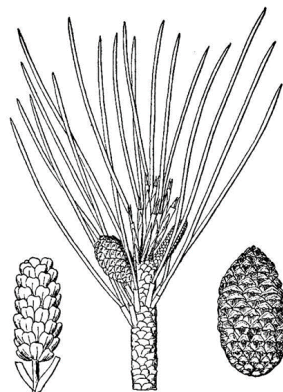
White Pine

You are not allowed to cut white pine for Christmas trees. White pines have soft 1-2 inch needles in groups of 5 and large slender cones.



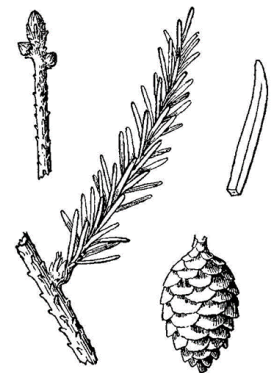
Cedar

You are not allowed to cut cedar for Christmas trees. Cedars have flat scales instead of needles, and bark that appears stringy.



Red Pine

Not recommended for Christmas trees because of slow regeneration. Red pines have longer 2-3 inch needles in groups of 2 or 3 and short cones.



Spruces

Not recommended for Christmas trees. Needles drop quickly, and are very prickly. Spruces have short ungrouped needles with bare branches near the ground.