

FY2023 PROPOSED BUDGET AND FINANCIAL PLAN



Presentation to the Council of The District of Columbia

A Fair Shot

We have come a long way...

- We all made countless sacrifices during COVID-19, whether physical, emotional, social, or financial.
- As we continue to emerge from the pandemic, we all want to make up for lost time and opportunities.
- This FY 2023 budget proposal builds on the Recovery Budget we put forward last year to bolster core city services, improve the experience of residents and businesses interacting with District government, and provide greater opportunity for residents to learn, grow, and thrive.

Let's come back stronger than before.

**Together we can help more Washingtonians build a future
in a safer, stronger, healthier, and more equitable DC.**

How Far We've Come

	Pre-COVID	Early COVID	Mid-COVID	Today
DISTRICT REVENUES	\$8.7B	\$7.9B	\$8.5B	\$9.4B
UNEMPLOYMENT RATE	5.0%	11.1%	7.2%	5.8%
RESIDENTIAL VACANCY (Multi-Family)	7.7%	11.4%	12.7%	9.0%
COMMERCIAL VACANCY	11.1%	11.9%	12.5%	14.3%
DC RESIDENTS VACCINATED	-	0%	49%	72%
CONSUMER SPENDING	-	-41%	-17%	+7.3%
RESTAURANT SPENDING	-	-49%	-26%	-20%
PUBLIC HEALTH RESTRICTIONS	NONE	MANY	SOME	FEW

How We're Using Federal Relief

<i>\$millions</i>	FY 2021 Actual	FY 2022	FY 2023	FY 2024	TOTAL
Alternative 911 Response	\$0.1	\$7.0	\$6.6	\$6.6	\$20.2
Build and Preserve Affordable Housing	\$158.3	\$306.4	\$38.5	\$31.1	\$534.3
COVID-19 Response	\$22.5	\$63.9	\$0.0	\$0.0	\$86.5
Economic Recovery for Residents and Businesses	\$83.3	\$403.7	\$252.7	\$105.3	\$844.9
Gun Violence Prevention	\$2.2	\$41.8	\$44.1	\$45.3	\$133.3
Learning Acceleration	\$5.5	\$87.6	\$112.1	\$30.6	\$235.8
Oversight, Accountability and Efficiency	\$0.1	\$18.2	\$4.8	\$5.5	\$28.6
Reduction of Healthcare Disparities	\$22.1	\$43.3	\$4.5	\$3.7	\$73.6
Youth Safety	\$0.1	\$15.0	\$12.7	\$15.4	\$43.1
Other	\$7.0	\$54.3	\$172.3	\$10.4	\$244.1
TOTAL	\$301.1	\$1,041.3	\$648.3	\$253.8	\$2,244.4

Funding includes state and local fiscal recovery funds. Total is not inclusive of other grants the District received through ARPA. "Other" includes Infrastructure, Revenue Replacement for Government Services, and Other categories.

FY 2023 Budget Overview

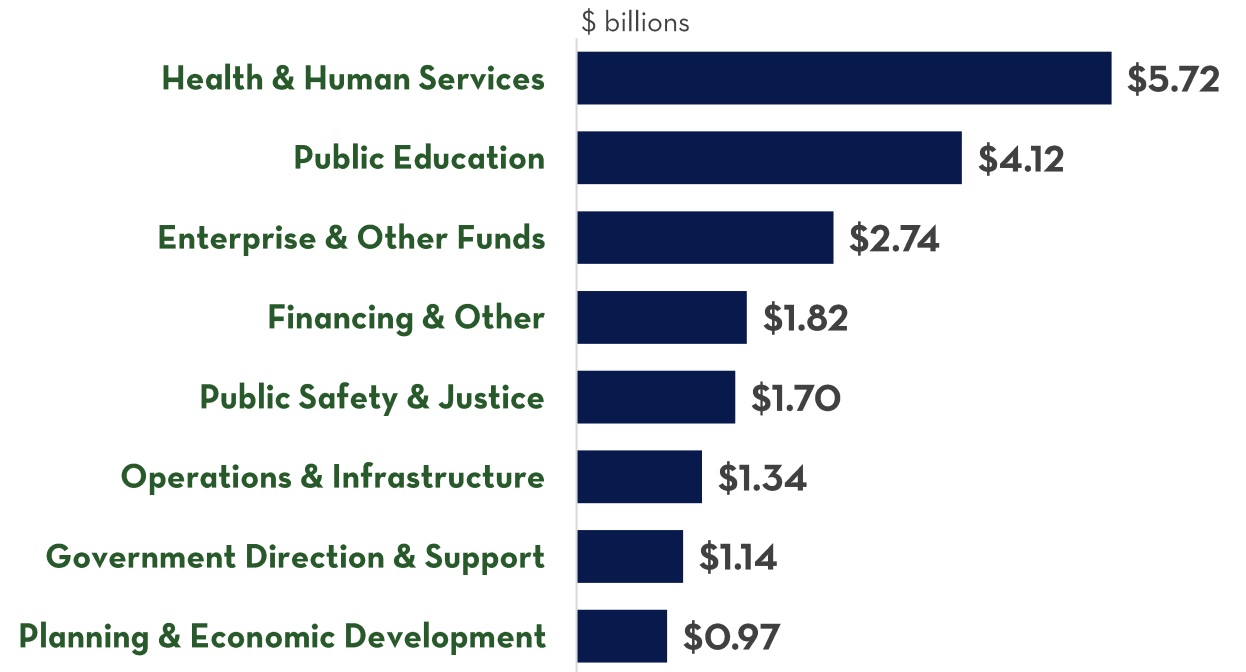
OPERATING BUDGET

- **\$12 billion** general funds budget
- **\$10.7 billion** Local Funds budget
- Local Funds increase of **\$1.3 billion** or 14% over FY 2022 Approved Budget
 - This growth includes significant **one-time investments**, such as \$409 million for HPTF. Growth is **~6%** when one-time investments are excluded.

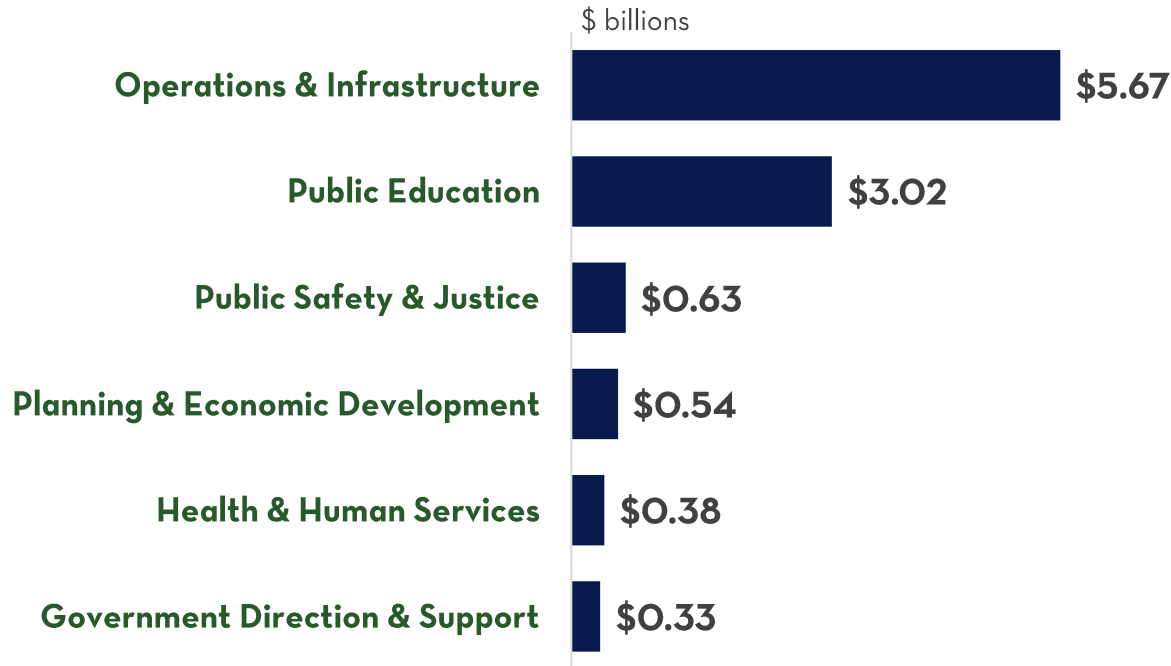
MOST SIGNIFICANT INCREASED INVESTMENT

Schools, Affordable Housing, Human Support Services, and Facilities Maintenance, plus Debt Service to support planned capital investments

PROPOSED FY 2023 OPERATING SPENDING



PROPOSED FY 2023-FY 2028 CAPITAL SPENDING



CAPITAL IMPROVEMENTS PLAN (CIP)

- **\$10.8 billion** total six-year capital budget
- **Increase of \$1.78 billion** or 20% over FY 2022-FY 2027 Approved CIP

MOST SIGNIFICANT INCREASED INVESTMENT

DCPS	+\$866 million
DDOT	+\$465 million
DOC	+\$243 million
DMPED	+\$143 million



Public Safety

- **\$30M** for hiring, recruitment and retention incentives to put the District back on the Path to 4,000 sworn officers at MPD
- **\$1.7M** to provide 23 personnel to support high-quality care coordination, including life coaches, to provide critical violence intervention services for at-risk individuals
- **\$1.1M** for a pilot program to provide up to five years in rental assistance and matched savings for those at risk of violence
- **\$6M** to support violence prevention and diversion among at-risk, non-incarcerated youth, including \$350K for dedicated bilingual credible messengers and **\$3.9M** for expanded out-of-school-time programming
- **\$7.3M** for grants for victims of sexual assault and other victim services—crisis intervention, advocacy, and trauma-informed mental health services
- **\$26M** in FY 2023 to replace Fire and EMS emergency response vehicles, including ambulances and ladder trucks

NEW TREATMENT AND REHABILITATION FACILITY

- The FY 2023 budget includes **\$251M** to build a new annex to the District’s Correctional Treatment Facility (CTF) that will provide a new, modernized facility.
- The annex will be a major step toward eventually closing the aging Central Detention Facility (CDF) and moving all inmates to the CTF.
- The CIP includes additional capital investments of **\$25M** to maintain safe, secure, and humane conditions for inmates at the CDF until the new CTF annex can be completed.



Health & Human Services

- **\$11.5M** to retain direct support professionals—who care for our most vulnerable residents—by raising wages over a three-year period
- **\$4.5M** to expand school nursing services at additional school health services programs in public and public charter schools
- **\$4.2M** to extend Alliance enrollment to 12 months and end the required in-person 6-month re-certification for District residents
- **\$114.6M** across two years for modernizations and renovations of permanent and temporary supportive housing and shelter services
- **\$2.8M** to enhance programs and services at the new 801 East Men's Shelter
- **\$2.6M** to continue operating the DC animal shelter
- **\$750K** to enforce a new ban on flavored tobacco sales
- **\$500K** to expand eligibility for individuals with developmental disabilities to provide the same services as individuals with intellectual disabilities

FOR SENIORS, THIS BUDGET WILL DELIVER...

- Free **dental services** (\$500K)
- Greater community connection and wellness through technology by distributing **personal tablets** (\$2.6M)
- Expanded city-wide mobility through increasing the **Connector Card program** (\$1M)
- Increased nutrition support through **grocery card distribution** for eligible seniors (\$750K)

ENDING CHRONIC HOMELESSNESS

\$31M to invest in Homeward DC that will add **permanent supportive housing vouchers** for 500 more individuals, 260 more families, and 10 more youth as well as other critical outreach and prevention services so that the District can end chronic homelessness.



Education

- A **5.87-percent** increase in the base amount of the Uniform Per Student Funding Formula (UPSFF)
- **\$18M** to provide stability to schools through the Pandemic Supplement fund
- **Historic \$43.6M investment** in FY 2023 to replace aging HVACs and boilers in schools
- **\$15M** for preventative maintenance of HVACs and boilers to ensure systems work year-round
- **\$3.8M** to safeguard students' mental health with additional supports through the school-based mental health program
- **\$35M** to stand up a community-based program at Winston Education Campus with state-of-the-art laboratory equipment for hands-on learning

YOUTH RECREATION OPPORTUNITIES

- **\$5M** to extend out-of-school time grant opportunities and preserve continuity to youth
- **\$3.9M** to expand out-of-school-time recreation programs provided by DPR and community-based organizations, focusing on athletics, visual arts, performing arts, e-sports, culinary arts, and more
- **\$6.4M** to continue our expansion of the Marion Barry Summer Youth Employment Program



Education

RECREATION FOR A.L.L.!



10,000 more summer Camp slots & **1,000** more participants at Camp Riverview



1,400 more Learn-to-Swim slots & restored Sunday pool service in select centers



330+ more slots in Tiny Tots Tennis



250 more residents participating in gymnastics programs



1,200 opportunities for girls to enroll in **new** volleyball, softball, & soccer teams and leagues



300 more participants in Senior Olympics



Water Sports Programming @ Diamond Teague Park—offering boating, kayaking, and canoeing

...and much more!

A new indoor sports complex at RFK Campus. The Mayor’s capital plan will turn the RFK Campus into the premier destination for training, learning, clubs, tournaments, and competitions. The complex will accommodate multiple new amenities to DC residents such as a **gymnastics training facility, indoor track, climbing walls, and boxing.**





DISTRICT ASSET PRESERVATION

\$294M over the 6-year CIP to preserve and maintain recreation, library, and school facilities

- **FIELDS & PARKS:** Replace fields in need of repair such as Hardy and Francis field
- **TECHNOLOGY:** Fund 1,500 smart board and classroom technology replacements
- **ADA COMPLIANCE:** Continuing our commitment to ensure facilities reach ADA compliance

- **\$45M** to equip a new high school on MacArthur Blvd with dedicated Citywide seats
- **\$71M** to add four new PACE schools to the CIP for full modernizations—Simon, Hendley, Bunker Hill, and Langley Elementary Schools
- **\$434M** over the next six years to construct and modernize parks, recreation facilities, and libraries, including:
 - **LIBRARIES:** Fully fund all remaining library modernizations
 - **RECREATION FACILITIES:** new funding to fully modernize the Rita Bright Rec Center, establish a premier dog park at Oxon Run, a new recreation center for the River Terrace community, a new indoor pool at the Hillcrest Recreation Center, and the brand-new indoor sports complex at RFK Stadium.



Transportation & Environment

ADDRESSING HIGH-CRASH CORRIDORS & INTERSECTIONS

- **\$10M** a year for “quick-build” traffic calming measures and to begin replacing temporary measures with permanent ones
- **\$200M** over six years for longer-term streetscape projects to redesign our most dangerous roads and intersections

SAFER TRAVEL PEDESTRIANS AND BICYCLISTS

- **\$36M** over six years to add 10 new miles of protected bike lanes per year to the District’s growing bike lane network
- **\$9.4M** to support 100+ newly created full-time school crossing guard positions to ensure coverage of all schools in need of guards
- **\$9.4M** to add 170 new speed cameras to enforce traffic laws critical to the safety of pedestrians and bicyclists
- **\$752K** to triple DPW’s vehicle booting team to locate and immobilize vehicles with outstanding safety citations
- **\$334K** to add dedicated data analysis and communications capacity to the DDOT Vision Zero office

MODERNIZING NON-AUTO MOBILITY

- **\$57M** to complete the K Street Transitway, providing protected bus and bike lanes through downtown
- **\$102M** over six years to continue a transformative, plan to make bus transit faster and more reliable
- **\$15M** over six years to continue expanding Capital Bikeshare so that every resident has a station with a quarter-mile of their home
- **\$125M** over six years for new or rehabilitated trails to improve connectivity to the regional trail network
- **\$18.5M** for a new pedestrian and bicycle bridge to Kingman Island



Housing Affordability

LEGACY INITIATIVES

To help longtime District residents stay in DC

- **Heirs Property Legal Services:** \$1M to assist multi-generational families in maintaining their family property after the original homeowner passes on
- **Black Homeownership Fund and Strikeforce:** New \$10M fund to increase access to homeownership for longtime Black DC residents
- **2% Senior Property Tax Cap:** Lowers the cap on annual increases in property taxes for seniors from 5% to 2%
- **Single Family Residential Rehab Program:** Additional \$3M over two years to help low-income homeowners fix and maintain their home
- **FloodSmart Homes:** \$2.6M to help residents in flood prone areas, especially in Wards 7 and 8, retrofit their homes to reduce risk of damage
- **Home Weatherization & Lead and Mold Remediation:** \$10M to make energy-efficiency improvements and remediate lead and mold hazards to improve both the health and comfort of residents

- **Historic \$500M** contribution to the Housing Production Trust Fund (HPTF) and **\$41M** for project-sponsor vouchers to make housing deeply affordable to low-income residents
- **\$110M** to rehabilitate or replace more than 1,500 units of public housing over three years, much of it for seniors as well as **\$219M** to bring back public housing units at Barry Farm, Park Morton, Bruce Monroe and Northwest One.
- **\$120M** in rent and utility assistance across two years, plus **\$12M** for a new Housing Provider fund
- **\$26M** to help low-income first-time homebuyers with down payment and closing cost assistance



Economic Recovery

SUPPORTING SMALL & LOCAL BUSINESSES

- **\$22M** to add fresh food access points East of the River
- **\$6M** to help equity impact enterprises buy commercial property and receive more flexible financing options
- **\$3.4M** to help small and medium business growth
- **\$1.5M** to pilot activations in vacant commercial spaces
- **\$500K** to increase employer spend with minority led firms

ARTS & ENTERTAINMENT

- **\$8M** to continue the Bridge Fund, enabling arts and entertainment venues to reopen and recover post-pandemic
- **\$1.5M** to continue waiving public space fees for neighborhood festivals and community-driven special events

INCREASING JOB EXPERIENCE & TRAINING WAGES

- **\$21M** to raise participant wages in training programs in all DOES programs—including MBSYEP

REIMAGINING TOURISM

- **\$5M** in new competitive grants to create or enhance attractions for families to visit the city
- **\$5M** for a new marketing campaign to attract leisure and business travelers
- **\$1.25M** to sponsor large events and festivals
- **\$750K** to pay DC musicians to play music at key destinations to activate and enliven public spaces
- **\$100K** for a Cherry Blossom bus tour to promote the Cherry Blossom Festival and attract visitors in Spring 2023

SPURRING DOWNTOWN RECOVERY

- **\$7.5M** to attract transformative businesses
- **\$233K** to plan a new residential conversions incentive program
- **\$5M** to help businesses renovate office space



Core Services & Customer Experience







BOLSTERING CORE CITY SERVICES

- **Expanded 911 Operations Staff:** \$2.4M for 28 additional 911 operations staff to improve service quality and performance
- **More Firefighters, EMTs, and Paramedics:** \$4.7M over two years to add 50 firefighter/EMTs & firefighter/paramedics
- **Leaf Season Collections:** Add funding for 110 more seasonal positions to support annual leaf collection operations
- **Public Benefits Caseworkers:** \$6.4M to add 68 FTEs to handle increased caseloads for public benefits program
- **Unemployment Call Center:** \$780K to modernize the DOES Call Center to more quickly and efficiently assist residents struggling to find employment
- **DMV Staffing:** \$1.4M to add 15 new positions to improve service center operations, reduce wait times for road testing appointments, streamline CDL licensing, and more
- **Public Space Inspection and Plan Review:** \$948K to expand staff capacity 20% to reduce review and inspection times

IMPROVING CUSTOMER EXPERIENCE

- **DPR Park and Field Improvement Team:** \$680K for a team responsible for responding quickly to needed repairs and other issues at DPR facilities to ensure they remain safe and welcoming
- **DC.gov Redesign:** \$1M for the first step in a complete overhaul of the District government website to streamline resident services and make it easier to find information
- **Licensing and Permitting Live Agents:** \$3M to add new live-agent video chat support, remote assistance, and extended hours of operations for licensing and permitting services
- **Bike Lane Cleaning Team:** \$1.3M for a team dedicated to keeping protected bike lanes clear of debris and snow
- **DMV Mobile App:** \$350K to make more DMV transactions available for residents to complete on their mobile devices
- **Self-Service Vehicle Inspection Kiosks:** \$658K to add two new kiosks so residents can satisfy inspection requirements without driving to the District's one inspection station in SW






Bipartisan Infrastructure Law

		FORMULA PROGRAMS	
		District funding	Key programs
	Roads, Highways & Bridges	\$1.3 billion	National Highway Performance Program
	Transit & Ferries Most funding to WMATA	\$1.2 billion	Urbanized Area Formula Grants
	Electric Vehicles	\$17 million	National Electric Vehicle Infrastructure Program
	Energy & Environment	\$15 million	Weatherization Assistance Program; State Energy Program
	Water Most funding to DC Water	\$350 million	Lead Pipe Replacement; Clean Water Construction
	Broadband & Cyber	\$120 million	Broadband Equity, Access, and Deployment (BEAD)

COMPETITIVE GRANTS
Key opportunities
Bridge Investment Program
Capital Investment Grants; Bus and Bus Facilities Competitive Grants
Low or No Emission Bus Grants; Charging and Fueling Infrastructure
Energy Efficiency and Renewable Energy Improvements at Public Schools
Flood Mitigation Assistance Grants
Middle Mile Broadband Connectivity Grants

Source: Preliminary estimates based on Bipartisan Infrastructure Law and White House State- and District-specific information

Things we can start doing now...

	Safety	<ul style="list-style-type: none">• \$225M to bring the District’s structurally deficient bridges into a state of good repair including the rehabilitation of the H Street Bridge and the Southwest Freeway Bridge• \$85M to improve traffic safety and driver behavior in support of Vision Zero
	Mobility	<ul style="list-style-type: none">• \$17M to build out a network of electric vehicle charging infrastructure along designated corridors and in residential areas• Opportunities to accelerate the electrification of the Circulator and school bus fleets• Opportunities to extend and connect District trails as part of the National Capital Trail network
	Broadband Access	<ul style="list-style-type: none">• \$100M to enable ubiquitous connectivity across the District, including to community anchor institutions in areas with greatest need for affordable broadband
	Health	<ul style="list-style-type: none">• \$143M to DC Water & DOEE to support efforts to remove all lead pipes from DC• \$62M to DOEE to clean and restore DC bodies of water
	Climate & Cyber Resiliency	<ul style="list-style-type: none">• \$9M to augment the District’s existing Weatherization Assistance Program for low-income households• \$6M to develop an energy resilience strategic action plan that can be scaled up through competitive grants• \$10M to support the creation of a cybersecurity risk mitigation framework for District agencies

Source: Bipartisan Infrastructure Law , WH guidebook, FFIS, Agency websites

This budget will...

Invest \$19.5 billion in helping us emerge from the pandemic stronger and more ready to thrive than ever



A circular icon with a white background and a dark border, depicting two stylized human figures holding hands.



A circular icon with a white background and a dark border, depicting a stylized human figure with a cane.



A circular icon with a white background and a dark border, depicting a stylized highway sign.

★ ★ ★
WE ARE
WASHINGTON
GOVERNMENT OF THE
DISTRICT OF COLUMBIA
DC MURIEL BOWSER, MAYOR

FY 2023 PROPOSED BUDGET AND FINANCIAL PLAN

A Fair Shot