

Correctional Health Services (CHS) COVID-19 Data Snapshot

Data as of: 1/31/2022

Patients

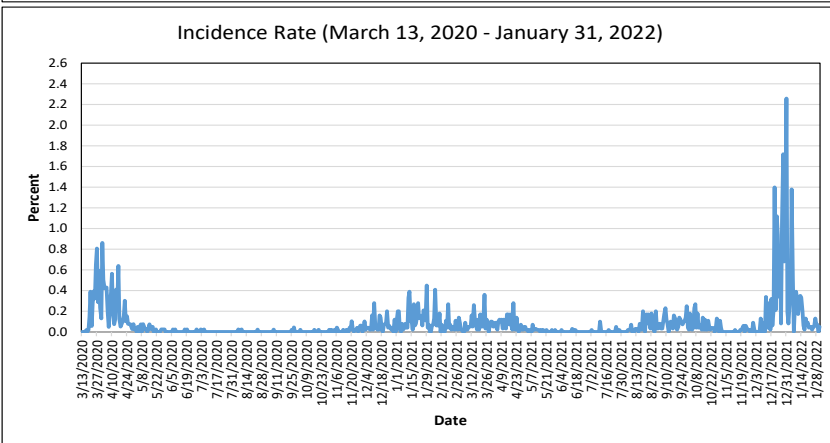
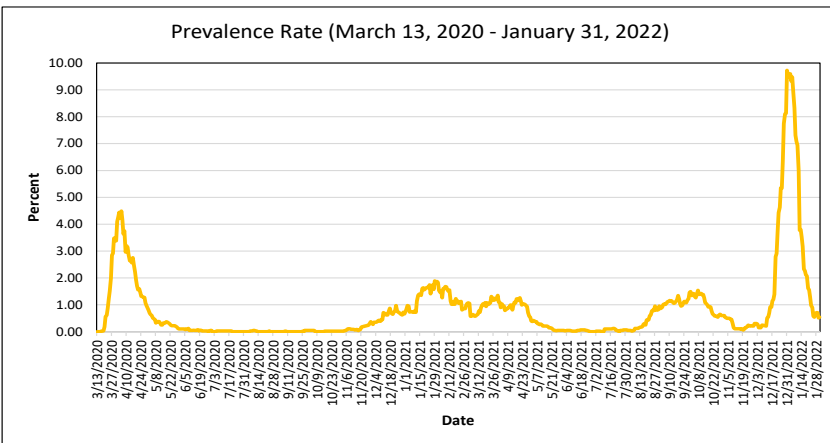
Total number of tests completed among patients ever in custody since March 13, 2020 (cumulative):	54280
Total number of positive tests completed among patients ever in custody since March 13, 2020 (cumulative; subset of number above):	2888
Total number of current patients ever confirmed positive while in custody:	1206
Total number of current patients ever confirmed positive while in custody with active infection:	30
Incidence rate (current patients newly confirmed positive while in custody / census):	0.05%
Prevalence rate (current patients ever confirmed positive while in custody with active infection / census):	0.54%
Test positivity (total positive / positive + negative tests), 7-day average:	6.24%

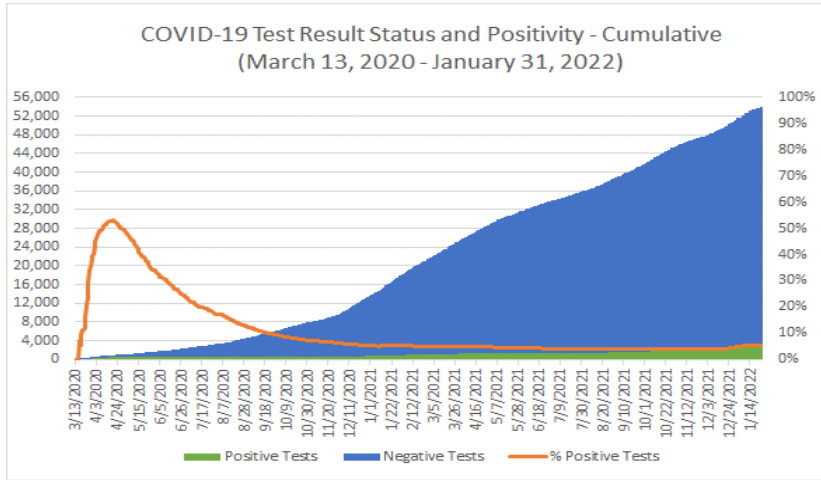
Cumulative CHS-administered COVID-19 vaccinations (from 1/7/2021)

Total number of patients ever in custody who received a vaccination dose:	4713
---	-------------

Vaccination Status (CHS- or externally-administered)

Percent of patients currently in custody who have received first vaccination dose:	46.4%
Percent of patients currently in custody who have completed vaccination:	39.1%
Percent of patients currently in custody who have received a booster, <u>among those eligible</u> :	40.8%





Note: 'Completed' indicates positive or negative test result.

Staff

Total number of CHS staff newly testing positive by self-report:

0