

# **Supplementary Exhibits: Payment and Cost Coverage Variation for Hospital Services**

Produced from results provided by  
Burns & Associates, a Division of Health  
Management Associates

October 2021

# Study Background

- Burns & Associates reprocessed claims from VHCURES, Vermont's All-Payer Claims Database (APCD), to calculate costs based on Medicare's hospital cost reporting for hospital fiscal years 2017, 2018, and 2019.
- Inpatient discharges were grouped based on Diagnostic Related Groups (DRGs) and outpatient services were based on Ambulatory Payment Classification (APC).
- Grouped services were weighted the same way for all payers to allow case mix adjustment for the complexity of care and distribution of payers at each hospital.
- Medicare reimbursements to Critical Access Hospitals were fixed at 99% of the Medicare cost and therefore not case mix adjusted.

# Limitations

- Hospitals' claims will include encounters not captured in VHCURES, such as:
  - Non-Vermont residents
  - Self-funded plans not reporting to the APCD
- Hospital revenue and expenses encompass transactions not captured through claims, such as:
  - Taxes
  - Cost settlements
  - Disproportionate Share Hospital (DSH) payments
  - Costs not allowed in Medicare cost reporting
- Professional services and payments through pharmaceutical benefits are also excluded from the study.
- Reimbursements are limited to services paid under Medicare's MS-DRG and OPPS APC grouping logic.

# Hospital Revenue vs. Payments in this Study



Hospital Fiscal Year (FY)	Payments included in the study for Vermont hospitals <i>(% Total)</i>	Total Net Patient Revenue and Prospective Payments <i>(including DSH Payments)<sup>1</sup></i>
FY17	\$998,420,411 <i>(41%)</i>	\$2,445,815,519
FY18	\$1,017,142,850 <i>(40%)</i>	\$2,517,163,393
FY19	\$1,023,789,533 <i>(40%)</i>	\$2,588,423,977

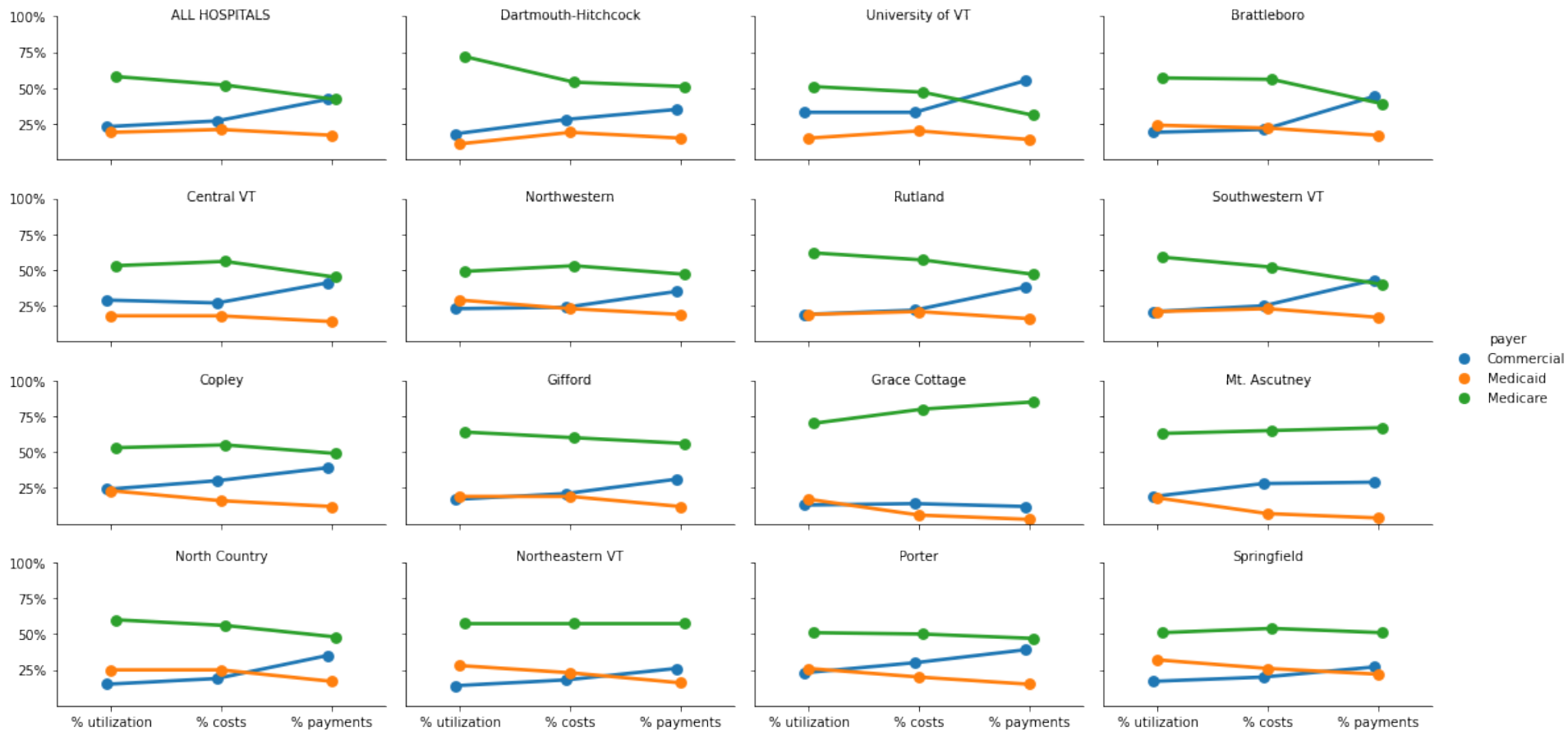
<sup>1</sup> Actuals reported to GMCB Finance Team

# FY19 Study Totals by Hospital



		Utilization	Costs	Payments
ALL HOSPITALS		3,094,302	\$2,683,282,447	\$2,608,736,152
AMC	Dartmouth-Hitchcock	471,060	\$523,653,286	\$511,445,470
	University of VT	783,202	\$895,281,879	\$876,904,197
PPS	Brattleboro	120,858	\$65,816,577	\$64,677,876
	Central VT	276,530	\$174,530,565	\$158,652,604
	Northwestern	185,766	\$109,829,557	\$101,167,154
	Rutland	366,626	\$297,686,031	\$262,778,756
	Southwestern VT	217,286	\$102,440,931	\$103,297,369
CAH	Copley	102,584	\$70,271,606	\$77,903,944
	Gifford	76,560	\$51,500,677	\$54,252,957
	Grace Cottage	22,860	\$23,652,397	\$22,054,467
	Mt. Ascutney	34,370	\$42,754,073	\$41,047,110
	North Country	133,674	\$71,112,265	\$82,380,315
	Northeastern VT	113,994	\$85,551,624	\$85,749,571
	Porter	101,680	\$64,147,941	\$67,651,674
	Springfield	77,372	\$47,180,477	\$49,061,077

# Proportion of Utilization, Costs, and Payments by Payer Type



# Inpatient Discharges

Costs, payments, and cost coverage per inpatient discharge for all payers combined with and without case mix adjustment for hospital fiscal year 2019

## Cost per Inpatient Discharge

	TOTAL	Well Babies	NICU Babies	Deliveries	Mental Health/SUD	Nervous System	Circulatory System
ALL HOSPITALS	\$16,150	\$2,581	\$14,634	\$8,702	\$16,151	\$20,866	\$19,301
Dartmouth-Hitchcock	\$22,008	\$1,833	\$27,000	\$8,449	\$11,092	\$23,426	\$26,913
University of VT	\$19,228	\$2,267	\$23,546	\$9,372	\$28,802	\$24,204	\$23,964
Brattleboro	\$10,556	\$4,474	\$5,730	\$8,138	\$10,875	\$9,338	\$10,179
Central VT	\$13,123	\$2,868	\$4,357	\$8,051	\$18,824	\$14,243	\$11,535
Northwestern	\$12,441	\$1,783	\$2,637	\$7,941	\$34,826	\$10,258	\$10,086
Rutland	\$15,624	\$3,437	\$4,934	\$11,788	\$19,156	\$17,952	\$10,707
Southwestern VT	\$9,681	\$2,728	\$5,420	\$7,468	\$11,842	\$10,263	\$8,460
Copley	\$10,955	\$2,898	\$3,919	\$6,530	\$4,310	\$9,041	\$6,498
Gifford	\$9,287	\$4,237	\$6,587	\$6,434	\$11,900	\$8,418	\$8,349
Grace Cottage	\$26,435					\$7,970	\$4,964
Mt. Ascutney	\$22,004				\$7,371	\$35,839	\$15,575
North Country	\$9,422	\$1,562	\$10,819	\$6,143	\$8,928	\$6,989	\$7,659
Northeastern VT	\$14,115	\$1,905	\$6,138	\$7,270	\$12,043	\$17,374	\$14,226
Porter	\$10,582	\$2,283	\$3,003	\$9,599	\$15,507	\$11,457	\$8,333
Springfield	\$9,725	\$3,257	\$3,833	\$7,720	\$11,161	\$6,932	\$7,850
	Digestive System	Respiratory System	Musculoskeletal	Kidney Related	Infections	All Other	
ALL HOSPITALS	\$14,842	\$13,794	\$20,172	\$13,016	\$20,049	\$17,117	
Dartmouth-Hitchcock	\$17,664	\$20,850	\$20,457	\$19,439	\$31,422	\$23,786	
University of VT	\$16,193	\$15,899	\$22,529	\$15,045	\$22,589	\$19,575	
Brattleboro	\$11,517	\$10,429	\$17,021	\$11,855	\$11,900	\$9,844	
Central VT	\$12,778	\$12,458	\$18,227	\$9,575	\$15,136	\$12,584	
Northwestern	\$13,381	\$13,663	\$22,636	\$9,849	\$17,947	\$11,785	
Rutland	\$16,814	\$14,040	\$19,272	\$12,848	\$23,213	\$14,756	
Southwestern VT	\$11,340	\$9,384	\$16,169	\$7,317	\$11,905	\$10,335	
Copley	\$10,812	\$7,724	\$16,806	\$7,008	\$6,743	\$8,923	
Gifford	\$10,319	\$9,331	\$15,723	\$9,741	\$10,828	\$9,883	
Grace Cottage	\$5,597	\$11,667	\$37,533	\$20,101	\$14,961	\$29,814	
Mt. Ascutney	\$12,204	\$13,437	\$27,308	\$12,163	\$19,160	\$24,328	
North Country	\$11,470	\$9,852	\$17,735	\$9,497	\$7,282	\$8,774	
Northeastern VT	\$14,563	\$16,161	\$19,773	\$14,373	\$22,574	\$14,535	
Porter	\$10,605	\$11,314	\$20,202	\$11,146	\$11,066	\$9,663	
Springfield	\$9,970	\$9,171	\$14,255	\$8,078	\$8,804	\$9,143	



## Payment per Inpatient Discharge

	TOTAL	Well Babies	NICU Babies	Deliveries	Mental Health/SUD	Nervous System	Circulatory System
ALL HOSPITALS	\$14,052	\$2,463	\$14,829	\$8,330	\$13,638	\$16,723	\$17,360
Dartmouth-Hitchcock	\$22,297	\$3,737	\$30,679	\$8,077	\$8,429	\$22,176	\$27,833
University of VT	\$15,375	\$2,588	\$22,647	\$9,551	\$15,536	\$17,549	\$19,603
Brattleboro	\$9,533	\$2,474	\$5,225	\$8,090	\$8,928	\$9,696	\$9,031
Central VT	\$10,226	\$2,158	\$5,285	\$7,339	\$11,781	\$9,307	\$8,008
Northwestern	\$10,850	\$2,055	\$2,728	\$6,125	\$8,961	\$10,897	\$10,768
Rutland	\$12,552	\$2,669	\$3,600	\$7,756	\$11,259	\$10,987	\$9,793
Southwestern VT	\$8,225	\$2,245	\$5,371	\$7,917	\$8,695	\$7,810	\$7,049
Copley	\$11,328	\$2,009	\$3,921	\$6,784	\$5,017	\$8,458	\$6,132
Gifford	\$8,903	\$2,257	\$4,530	\$7,535	\$10,513	\$8,173	\$7,858
Grace Cottage	\$24,802					\$7,389	\$5,105
Mt. Ascutney	\$20,031				\$7,028	\$38,104	\$13,897
North Country	\$9,277	\$2,281	\$7,323	\$7,754	\$9,270	\$7,755	\$7,045
Northeastern VT	\$12,667	\$2,028	\$5,726	\$7,217	\$9,163	\$14,145	\$11,823
Porter	\$9,903	\$1,984	\$8,302	\$7,537	\$13,057	\$10,980	\$7,830
Springfield	\$9,530	\$2,226	\$4,194	\$7,726	\$11,339	\$7,220	\$7,732
	Digestive System	Respiratory System	Musculoskeletal	Kidney Related	Infections	All Other	
ALL HOSPITALS	\$13,735	\$11,450	\$17,404	\$11,109	\$16,243	\$14,888	
Dartmouth-Hitchcock	\$20,611	\$20,296	\$22,619	\$17,424	\$27,785	\$23,909	
University of VT	\$13,608	\$11,969	\$18,141	\$11,853	\$16,587	\$15,980	
Brattleboro	\$10,041	\$8,441	\$16,511	\$8,857	\$11,061	\$9,241	
Central VT	\$11,429	\$9,615	\$14,531	\$8,558	\$12,882	\$9,935	
Northwestern	\$11,146	\$11,516	\$20,833	\$9,076	\$14,571	\$10,159	
Rutland	\$14,919	\$11,032	\$20,281	\$10,078	\$17,525	\$11,967	
Southwestern VT	\$9,633	\$7,674	\$12,574	\$7,313	\$10,582	\$8,417	
Copley	\$8,529	\$7,317	\$18,665	\$6,740	\$6,481	\$7,846	
Gifford	\$10,346	\$9,267	\$15,144	\$9,225	\$11,929	\$9,311	
Grace Cottage	\$5,563	\$8,220	\$36,738	\$13,338	\$14,812	\$28,366	
Mt. Ascutney	\$13,151	\$11,880	\$23,460	\$10,908	\$17,101	\$21,166	
North Country	\$12,264	\$9,260	\$16,543	\$9,256	\$6,704	\$9,060	
Northeastern VT	\$12,586	\$13,652	\$21,020	\$10,848	\$18,294	\$12,983	
Porter	\$9,103	\$9,952	\$18,307	\$10,857	\$9,781	\$8,349	
Springfield	\$8,930	\$8,957	\$14,226	\$7,833	\$9,294	\$8,262	

## Cost Coverage per Inpatient Discharge

	TOTAL	Well Babies	NICU Babies	Deliveries	Mental Health/SUD	Nervous System	Circulatory System
ALL HOSPITALS	87%	95%	101%	96%	84%	80%	90%
Dartmouth-Hitchcock	101%	204%	114%	96%	76%	95%	103%
University of VT	80%	114%	96%	102%	54%	73%	82%
Brattleboro	90%	55%	91%	99%	82%	104%	89%
Central VT	78%	75%	121%	91%	63%	65%	69%
Northwestern	87%	115%	103%	77%	26%	106%	107%
Rutland	80%	78%	73%	66%	59%	61%	91%
Southwestern VT	85%	82%	99%	106%	73%	76%	83%
Copley	103%	69%	100%	104%	116%	94%	94%
Gifford	96%	53%	69%	117%	88%	97%	94%
Grace Cottage	94%					93%	103%
Mt. Ascutney	91%				95%	106%	89%
North Country	98%	146%	68%	126%	104%	111%	92%
Northeastern VT	90%	106%	93%	99%	76%	81%	83%
Porter	94%	87%	276%	79%	84%	96%	94%
Springfield	98%	68%	109%	100%	102%	104%	98%
	Digestive System	Respiratory System	Musculoskeletal	Kidney Related	Infections	All Other	
ALL HOSPITALS	93%	83%	86%	85%	81%	87%	
Dartmouth-Hitchcock	117%	97%	111%	90%	88%	101%	
University of VT	84%	75%	81%	79%	73%	82%	
Brattleboro	87%	81%	97%	75%	93%	94%	
Central VT	89%	77%	80%	89%	85%	79%	
Northwestern	83%	84%	92%	92%	81%	86%	
Rutland	89%	79%	105%	78%	75%	81%	
Southwestern VT	85%	82%	78%	100%	89%	81%	
Copley	79%	95%	111%	96%	96%	88%	
Gifford	100%	99%	96%	95%	110%	94%	
Grace Cottage	99%	70%	98%	66%	99%	95%	
Mt. Ascutney	108%	88%	86%	90%	89%	87%	
North Country	107%	94%	93%	97%	92%	103%	
Northeastern VT	86%	84%	106%	75%	81%	89%	
Porter	86%	88%	91%	97%	88%	86%	
Springfield	90%	98%	100%	97%	106%	90%	

## Cost per Inpatient Discharge with Case Mix Adjustment

	TOTAL	Well Babies	NICU Babies	Deliveries	Mental Health/SUD	Nervous System	Circulatory System
ALL HOSPITALS	\$15,757	\$13,356	\$16,983	\$14,585	\$16,336	\$16,965	\$15,684
Dartmouth-Hitchcock	\$15,993	\$9,486	\$14,330	\$13,943	\$13,220	\$16,463	\$16,435
University of VT	\$17,219	\$11,732	\$21,769	\$15,413	\$26,599	\$18,992	\$16,444
Brattleboro	\$14,683	\$23,155	\$18,901	\$13,421	\$15,965	\$11,430	\$13,814
Central VT	\$14,845	\$14,842	\$15,432	\$13,865	\$18,997	\$14,197	\$16,207
Northwestern	\$14,849	\$9,227	\$10,302	\$13,416	\$20,588	\$12,175	\$13,572
Rutland	\$17,267	\$17,790	\$17,982	\$20,469	\$21,431	\$16,573	\$15,009
Southwestern VT	\$12,644	\$14,120	\$13,883	\$12,639	\$15,046	\$12,548	\$11,849
Copley	\$12,064	\$15,002	\$13,171	\$10,928	\$4,863	\$9,752	\$7,174
Gifford	\$12,342	\$21,932	\$17,907	\$11,181	\$13,196	\$8,723	\$9,404
Grace Cottage	\$26,199					\$8,503	\$5,300
Mt. Ascutney	\$21,511				\$9,731	\$33,691	\$18,084
North Country	\$11,255	\$8,085	\$14,734	\$10,243	\$10,427	\$7,508	\$9,575
Northeastern VT	\$16,562	\$9,857	\$11,097	\$12,326	\$13,390	\$19,006	\$16,855
Porter	\$13,445	\$11,814	\$10,933	\$16,735	\$15,536	\$12,352	\$9,658
Springfield	\$11,183	\$16,855	\$14,857	\$12,662	\$11,660	\$7,295	\$8,400
	Digestive System	Respiratory System	Musculoskeletal	Kidney Related	Infections	All Other	
ALL HOSPITALS	\$15,575	\$15,821	\$14,847	\$16,194	\$16,230	\$16,348	
Dartmouth-Hitchcock	\$14,315	\$18,346	\$13,336	\$18,185	\$19,277	\$17,738	
University of VT	\$16,383	\$16,760	\$15,889	\$16,961	\$17,951	\$17,675	
Brattleboro	\$15,197	\$13,523	\$13,855	\$16,929	\$13,106	\$13,308	
Central VT	\$13,562	\$14,396	\$14,098	\$12,162	\$13,185	\$15,663	
Northwestern	\$16,708	\$16,325	\$16,444	\$15,186	\$17,949	\$15,903	
Rutland	\$17,482	\$16,554	\$14,713	\$17,131	\$18,269	\$16,288	
Southwestern VT	\$13,250	\$12,109	\$13,410	\$10,309	\$12,022	\$13,218	
Copley	\$11,469	\$8,632	\$15,109	\$7,824	\$7,059	\$10,309	
Gifford	\$12,132	\$10,385	\$15,390	\$10,806	\$10,199	\$10,956	
Grace Cottage	\$5,792	\$15,968	\$37,370	\$19,629	\$14,961	\$28,694	
Mt. Ascutney	\$13,897	\$15,320	\$25,226	\$14,060	\$20,688	\$22,299	
North Country	\$12,753	\$10,985	\$17,279	\$10,512	\$8,826	\$10,151	
Northeastern VT	\$16,473	\$18,222	\$18,536	\$18,534	\$23,262	\$16,785	
Porter	\$12,007	\$12,920	\$18,465	\$12,269	\$11,471	\$11,996	
Springfield	\$11,652	\$10,549	\$13,754	\$9,840	\$9,209	\$11,009	

## Payment per Inpatient Discharge with Case Mix Adjustment

	TOTAL	Well Babies	NICU Babies	Deliveries	Mental Health/SUD	Nervous System	Circulatory System
ALL HOSPITALS	\$13,788	\$12,750	\$20,117	\$13,960	\$13,618	\$13,454	\$13,960
Dartmouth-Hitchcock	\$16,463	\$19,342	\$29,009	\$13,221	\$9,612	\$14,572	\$17,354
University of VT	\$14,193	\$13,395	\$23,242	\$15,903	\$15,207	\$13,646	\$13,384
Brattleboro	\$12,389	\$12,806	\$11,943	\$13,288	\$12,514	\$12,280	\$11,881
Central VT	\$11,499	\$11,170	\$22,021	\$12,516	\$11,877	\$9,723	\$11,192
Northwestern	\$12,899	\$10,636	\$11,361	\$10,093	\$9,342	\$12,631	\$14,191
Rutland	\$13,523	\$13,817	\$12,577	\$13,151	\$12,547	\$12,134	\$13,488
Southwestern VT	\$10,732	\$11,619	\$12,036	\$13,515	\$11,605	\$9,921	\$9,944
Copley	\$11,875	\$10,399	\$10,058	\$11,272	\$5,817	\$9,046	\$6,770
Gifford	\$11,076	\$11,682	\$10,748	\$13,407	\$11,604	\$8,718	\$8,594
Grace Cottage	\$24,443					\$7,610	\$5,760
Mt. Ascutney	\$19,442				\$8,866	\$35,337	\$15,608
North Country	\$11,321	\$11,805	\$13,294	\$12,824	\$11,007	\$8,686	\$8,228
Northeastern VT	\$14,600	\$10,494	\$15,416	\$12,202	\$9,877	\$14,603	\$13,048
Porter	\$13,853	\$10,268	\$30,353	\$13,054	\$13,065	\$11,733	\$8,931
Springfield	\$10,542	\$11,521	\$12,174	\$12,693	\$11,596	\$7,669	\$8,129
	Digestive System	Respiratory System	Musculoskeletal	Kidney Related	Infections	All Other	
ALL HOSPITALS	\$13,871	\$13,000	\$12,694	\$13,564	\$13,251	\$14,123	
Dartmouth-Hitchcock	\$15,930	\$17,151	\$14,560	\$15,444	\$17,519	\$18,087	
University of VT	\$13,295	\$12,782	\$12,615	\$12,926	\$13,482	\$14,554	
Brattleboro	\$13,030	\$11,009	\$13,323	\$12,622	\$11,609	\$12,079	
Central VT	\$11,858	\$10,926	\$11,323	\$10,257	\$11,011	\$11,792	
Northwestern	\$13,144	\$13,613	\$14,591	\$13,329	\$14,076	\$12,734	
Rutland	\$15,060	\$12,909	\$15,262	\$13,466	\$14,022	\$12,771	
Southwestern VT	\$11,175	\$9,646	\$10,671	\$10,166	\$10,406	\$10,589	
Copley	\$9,453	\$8,022	\$16,442	\$7,199	\$6,883	\$9,070	
Gifford	\$11,635	\$10,065	\$14,848	\$9,878	\$10,958	\$10,335	
Grace Cottage	\$5,774	\$9,213	\$36,673	\$13,700	\$14,812	\$27,582	
Mt. Ascutney	\$13,585	\$12,890	\$21,724	\$11,997	\$16,683	\$20,020	
North Country	\$13,392	\$10,200	\$16,023	\$10,085	\$7,867	\$10,351	
Northeastern VT	\$13,762	\$14,674	\$19,325	\$12,829	\$17,934	\$14,315	
Porter	\$10,337	\$11,051	\$16,920	\$11,978	\$10,107	\$10,170	
Springfield	\$10,081	\$9,944	\$13,312	\$9,252	\$9,397	\$9,645	

## Cost Coverage per Inpatient Discharge with Case Mix Adjustment

	TOTAL	Well Babies	NICU Babies	Deliveries	Mental Health/SUD	Nervous System	Circulatory System
ALL HOSPITALS	88%	95%	118%	96%	83%	79%	89%
Dartmouth-Hitchcock	103%	204%	202%	95%	73%	89%	106%
University of VT	82%	114%	107%	103%	57%	72%	81%
Brattleboro	84%	55%	63%	99%	78%	107%	86%
Central VT	77%	75%	143%	90%	63%	68%	69%
Northwestern	87%	115%	110%	75%	45%	104%	105%
Rutland	78%	78%	70%	64%	59%	73%	90%
Southwestern VT	85%	82%	87%	107%	77%	79%	84%
Copley	98%	69%	76%	103%	120%	93%	94%
Gifford	90%	53%	60%	120%	88%	100%	91%
Grace Cottage	93%					89%	109%
Mt. Ascutney	90%				91%	105%	86%
North Country	101%	146%	90%	125%	106%	116%	86%
Northeastern VT	88%	106%	139%	99%	74%	77%	77%
Porter	103%	87%	278%	78%	84%	95%	92%
Springfield	94%	68%	82%	100%	99%	105%	97%

	Digestive System	Respiratory System	Musculoskeletal	Kidney Related	Infections	All Other
ALL HOSPITALS	89%	82%	85%	84%	82%	86%
Dartmouth-Hitchcock	111%	93%	109%	85%	91%	102%
University of VT	81%	76%	79%	76%	75%	82%
Brattleboro	86%	81%	96%	75%	89%	91%
Central VT	87%	76%	80%	84%	84%	75%
Northwestern	79%	83%	89%	88%	78%	80%
Rutland	86%	78%	104%	79%	77%	78%
Southwestern VT	84%	80%	80%	99%	87%	80%
Copley	82%	93%	109%	92%	98%	88%
Gifford	96%	97%	96%	91%	107%	94%
Grace Cottage	100%	58%	98%	70%	99%	96%
Mt. Ascutney	98%	84%	86%	85%	81%	90%
North Country	105%	93%	93%	96%	89%	102%
Northeastern VT	84%	81%	104%	69%	77%	85%
Porter	86%	86%	92%	98%	88%	85%
Springfield	87%	94%	97%	94%	102%	88%

# Outpatient Services

Costs, payments, and cost coverage per outpatient service for all payers combined with and without case mix adjustment for hospital fiscal year 2019

Cost per Outpatient Service								
	TOTAL	ED Visits	Clinic Visits	Imaging with Contrast	Imaging without Contrast	Musculoskeletal Procedures	Cardiac Procedures	GI Procedures
ALL HOSPITALS	\$343	\$373	\$170	\$562	\$214	\$4,505	\$2,000	\$1,067
Dartmouth-Hitchcock	\$434	\$533	\$179	\$605	\$242	\$5,479	\$3,420	\$1,094
University of VT	\$353	\$424	\$199	\$383	\$195	\$2,949	\$4,964	\$940
Brattleboro	\$307	\$352	\$272	\$423	\$190	\$3,619	\$382	\$1,107
Central VT	\$293	\$385	\$151	\$746	\$204	\$3,640	\$455	\$1,280
Northwestern	\$283	\$347	\$178	\$396	\$173	\$6,481	\$306	\$880
Rutland	\$320	\$478	\$108	\$294	\$202	\$4,825	\$1,287	\$1,377
Southwestern VT	\$264	\$375	\$116	\$1,061	\$228	\$3,733	\$1,107	\$878
Copley	\$330	\$321	\$125	\$238	\$193	\$5,566	\$268	\$594
Gifford	\$366	\$315	\$131	\$908	\$259	\$7,439	\$200	\$1,451
Grace Cottage	\$320	\$354	\$86	\$1,378	\$230	\$178	\$95	
Mt. Ascutney	\$480	\$429	\$105	\$1,973	\$375	\$4,578	\$414	\$950
North Country	\$311	\$280	\$114	\$305	\$171	\$6,393	\$271	\$1,263
Northeastern VT	\$397	\$412	\$129	\$551	\$300	\$2,977	\$260	\$880
Porter	\$347	\$278	\$102	\$1,179	\$296	\$5,360	\$344	\$4,730
Springfield	\$343	\$264	\$46	\$942	\$262	\$4,258	\$184	\$1,130
	Urology	Pathology	Radiation	Neurostimulator	Ear, Nose, Throat, Eye	Skin Procedures	Minor Procedures	Drug Administration
ALL HOSPITALS	\$1,306	\$313	\$897	\$520	\$1,921	\$225	\$222	\$179
Dartmouth-Hitchcock	\$1,646	\$385	\$1,104	\$868	\$2,274	\$231	\$281	\$237
University of VT	\$1,062	\$299	\$892	\$621	\$1,499	\$244	\$228	\$131
Brattleboro	\$1,037	\$316	\$1,416	\$511	\$2,010	\$340	\$182	\$140
Central VT	\$1,056	\$246	\$486	\$398	\$2,371	\$221	\$169	\$153
Northwestern	\$1,372	\$201	\$1,026	\$340	\$2,065	\$268	\$254	\$141
Rutland	\$1,413	\$407	\$937	\$550	\$1,437	\$387	\$162	\$187
Southwestern VT	\$1,359	\$204	\$407	\$289	\$671	\$146	\$174	\$122
Copley	\$1,212	\$288	\$1,284	\$264	\$2,178	\$139	\$242	\$173
Gifford	\$1,128	\$291	\$1,824	\$290	\$2,919	\$191	\$171	\$335
Grace Cottage		\$122		\$1,118		\$231	\$99	\$345
Mt. Ascutney		\$566	\$12,692	\$777	\$3,681	\$112	\$296	\$159
North Country	\$1,672	\$302	\$965	\$564	\$2,218	\$196	\$306	\$280
Northeastern VT	\$808	\$299	\$2,268	\$317	\$2,406	\$310	\$280	\$255
Porter	\$1,964	\$275	\$947	\$239	\$1,849	\$198	\$249	\$160
Springfield	\$3,720	\$266	\$1,314	\$428	\$1,676	\$129	\$213	\$245

## Payment per Outpatient Service

	TOTAL	ED Visits	Clinic Visits	Imaging with Contrast	Imaging without Contrast	Musculoskeletal Procedures	Cardiac Procedures	GI Procedures
ALL HOSPITALS	\$390	\$390	\$86	\$937	\$289	\$5,520	\$1,923	\$1,595
Dartmouth-Hitchcock	\$398	\$554	\$100	\$756	\$252	\$5,436	\$3,503	\$1,373
University of VT	\$497	\$580	\$72	\$1,322	\$402	\$4,680	\$4,804	\$1,874
Brattleboro	\$322	\$408	\$93	\$872	\$263	\$4,627	\$270	\$1,553
Central VT	\$312	\$373	\$77	\$884	\$258	\$4,000	\$374	\$1,736
Northwestern	\$276	\$332	\$90	\$667	\$189	\$6,379	\$70	\$1,156
Rutland	\$323	\$387	\$94	\$754	\$227	\$5,809	\$1,159	\$1,531
Southwestern VT	\$301	\$331	\$86	\$777	\$254	\$4,669	\$854	\$1,394
Copley	\$394	\$302	\$131	\$443	\$221	\$8,320	\$215	\$996
Gifford	\$417	\$322	\$121	\$950	\$318	\$9,947	\$170	\$2,074
Grace Cottage	\$294	\$343	\$84	\$1,201	\$210	\$202	\$66	
Mt. Ascutney	\$501	\$406	\$104	\$1,806	\$424	\$4,777	\$311	\$1,090
North Country	\$401	\$306	\$130	\$619	\$234	\$7,804	\$299	\$2,026
Northeastern VT	\$437	\$391	\$139	\$504	\$299	\$3,973	\$238	\$1,688
Porter	\$402	\$299	\$98	\$1,219	\$341	\$6,952	\$274	\$6,480
Springfield	\$374	\$330	\$110	\$929	\$268	\$4,754	\$165	\$1,303

	Urology	Pathology	Radiation	Neurostimulator	Ear, Nose, Throat, Eye	Skin Procedures	Minor Procedures	Drug Administration
ALL HOSPITALS	\$1,615	\$350	\$1,001	\$518	\$2,223	\$195	\$260	\$221
Dartmouth-Hitchcock	\$1,686	\$295	\$906	\$758	\$2,362	\$212	\$239	\$201
University of VT	\$1,679	\$376	\$1,236	\$776	\$2,475	\$251	\$344	\$279
Brattleboro	\$1,045	\$346	\$1,988	\$360	\$1,585	\$218	\$192	\$163
Central VT	\$1,164	\$313	\$608	\$282	\$1,904	\$105	\$208	\$221
Northwestern	\$1,650	\$186	\$1,424	\$320	\$2,065	\$139	\$221	\$129
Rutland	\$1,327	\$386	\$797	\$402	\$1,714	\$298	\$181	\$177
Southwestern VT	\$2,041	\$307	\$761	\$350	\$1,202	\$68	\$183	\$233
Copley	\$1,440	\$325	\$1,348	\$277	\$1,992	\$126	\$329	\$169
Gifford	\$1,386	\$367	\$2,313	\$284	\$3,066	\$185	\$188	\$302
Grace Cottage		\$142		\$1,098		\$207	\$105	\$298
Mt. Ascutney		\$869	\$9,846	\$738	\$3,727	\$100	\$349	\$161
North Country	\$2,626	\$514	\$1,221	\$640	\$2,633	\$189	\$423	\$269
Northeastern VT	\$1,319	\$358	\$2,297	\$368	\$2,786	\$320	\$328	\$264
Porter	\$2,423	\$374	\$1,330	\$237	\$3,074	\$200	\$302	\$171
Springfield	\$4,226	\$310	\$1,532	\$541	\$1,625	\$140	\$213	\$247



Cost Coverage per Outpatient Service								
	TOTAL	ED Visits	Clinic Visits	Imaging with Contrast	Imaging without Contrast	Musculoskeletal Procedures	Cardiac Procedures	GI Procedures
ALL HOSPITALS	114%	105%	51%	167%	135%	123%	96%	150%
Dartmouth-Hitchcock	92%	104%	56%	125%	104%	99%	102%	125%
University of VT	141%	137%	36%	345%	206%	159%	97%	199%
Brattleboro	105%	116%	34%	206%	139%	128%	71%	140%
Central VT	107%	97%	51%	119%	127%	110%	82%	136%
Northwestern	98%	96%	51%	168%	109%	98%	23%	131%
Rutland	101%	81%	88%	257%	112%	120%	90%	111%
Southwestern VT	114%	88%	74%	73%	111%	125%	77%	159%
Copley	119%	94%	105%	186%	114%	149%	80%	168%
Gifford	114%	102%	93%	105%	123%	134%	85%	143%
Grace Cottage	92%	97%	98%	87%	91%	114%	69%	115%
Mt. Ascutney	104%	95%	99%	92%	113%	104%	75%	115%
North Country	129%	109%	114%	203%	137%	122%	110%	160%
Northeastern VT	110%	95%	108%	91%	100%	133%	92%	192%
Porter	116%	108%	97%	103%	115%	130%	80%	137%
Springfield	109%	125%	239%	99%	102%	112%	90%	115%
	Urology	Pathology	Radiation	Neurostimulator	Ear, Nose, Throat, Eye	Skin Procedures	Minor Procedures	Drug Administration
ALL HOSPITALS	124%	112%	112%	100%	116%	86%	117%	123%
Dartmouth-Hitchcock	102%	77%	82%	87%	104%	92%	85%	85%
University of VT	158%	126%	139%	125%	165%	103%	151%	213%
Brattleboro	101%	110%	140%	70%	79%	64%	106%	116%
Central VT	110%	127%	125%	71%	80%	47%	123%	145%
Northwestern	120%	93%	139%	94%	100%	52%	87%	91%
Rutland	94%	95%	85%	73%	119%	77%	112%	94%
Southwestern VT	150%	150%	187%	121%	179%	46%	106%	191%
Copley	119%	113%	105%	105%	91%	91%	136%	97%
Gifford	123%	126%	127%	98%	105%	97%	110%	90%
Grace Cottage	115%	117%	115%	98%	105%	90%	107%	86%
Mt. Ascutney	115%	154%	78%	95%	101%	89%	118%	101%
North Country	157%	170%	126%	114%	119%	96%	138%	96%
Northeastern VT	163%	120%	101%	116%	116%	103%	117%	103%
Porter	123%	136%	140%	99%	166%	101%	121%	107%
Springfield	114%	116%	117%	127%	97%	108%	100%	101%

Cost per Outpatient Service with Case Mix Adjustment								
	TOTAL	ED Visits	Clinic Visits	Imaging with Contrast	Imaging without Contrast	Musculoskeletal Procedures	Cardiac Procedures	GI Procedures
ALL HOSPITALS	\$332	\$333	\$323	\$399	\$313	\$945	\$331	\$415
Dartmouth-Hitchcock	\$360	\$401	\$340	\$391	\$344	\$335	\$326	\$338
University of VT	\$312	\$315	\$377	\$246	\$316	\$239	\$362	\$295
Brattleboro	\$378	\$276	\$530	\$277	\$296	\$310	\$345	\$372
Central VT	\$307	\$332	\$288	\$469	\$309	\$376	\$267	\$435
Northwestern	\$306	\$284	\$337	\$265	\$273	\$435	\$457	\$269
Rutland	\$330	\$397	\$209	\$197	\$329	\$324	\$423	\$505
Southwestern VT	\$287	\$349	\$221	\$727	\$319	\$361	\$250	\$291
Copley	\$319	\$327	\$154	\$200	\$256	\$2,873	\$289	\$395
Gifford	\$365	\$328	\$147	\$758	\$322	\$3,687	\$240	\$999
Grace Cottage	\$364	\$351	\$112	\$1,240	\$284	\$190	\$115	
Mt. Ascutney	\$482	\$426	\$105	\$1,730	\$436	\$1,838	\$402	\$648
North Country	\$318	\$317	\$228	\$263	\$221	\$3,296	\$258	\$840
Northeastern VT	\$418	\$406	\$255	\$485	\$394	\$1,843	\$263	\$588
Porter	\$351	\$297	\$178	\$954	\$368	\$1,981	\$406	\$2,617
Springfield	\$352	\$258	\$105	\$790	\$330	\$2,137	\$186	\$725
	Urology	Pathology	Radiation	Neurostimulator	Ear, Nose, Throat, Eye	Skin Procedures	Minor Procedures	Drug Administration
ALL HOSPITALS	\$460	\$351	\$362	\$331	\$594	\$309	\$302	\$313
Dartmouth-Hitchcock	\$359	\$419	\$393	\$330	\$331	\$263	\$335	\$449
University of VT	\$293	\$311	\$346	\$285	\$331	\$278	\$246	\$233
Brattleboro	\$386	\$516	\$300	\$639	\$366	\$590	\$431	\$271
Central VT	\$323	\$297	\$200	\$419	\$332	\$426	\$272	\$290
Northwestern	\$333	\$308	\$207	\$320	\$356	\$540	\$403	\$278
Rutland	\$638	\$435	\$417	\$419	\$368	\$550	\$345	\$365
Southwestern VT	\$297	\$233	\$152	\$224	\$187	\$324	\$301	\$251
Copley	\$696	\$415	\$948	\$235	\$1,764	\$187	\$230	\$233
Gifford	\$808	\$347	\$1,339	\$273	\$2,120	\$215	\$187	\$500
Grace Cottage		\$138		\$1,091		\$338	\$215	\$459
Mt. Ascutney		\$791	\$7,799	\$690	\$3,212	\$136	\$298	\$223
North Country	\$673	\$276	\$712	\$461	\$1,650	\$288	\$252	\$408
Northeastern VT	\$471	\$354	\$1,793	\$296	\$1,733	\$533	\$379	\$341
Porter	\$1,118	\$354	\$672	\$246	\$609	\$263	\$274	\$241
Springfield	\$2,040	\$322	\$774	\$356	\$722	\$184	\$270	\$352

## Payment per Outpatient Service with Case Mix Adjustment

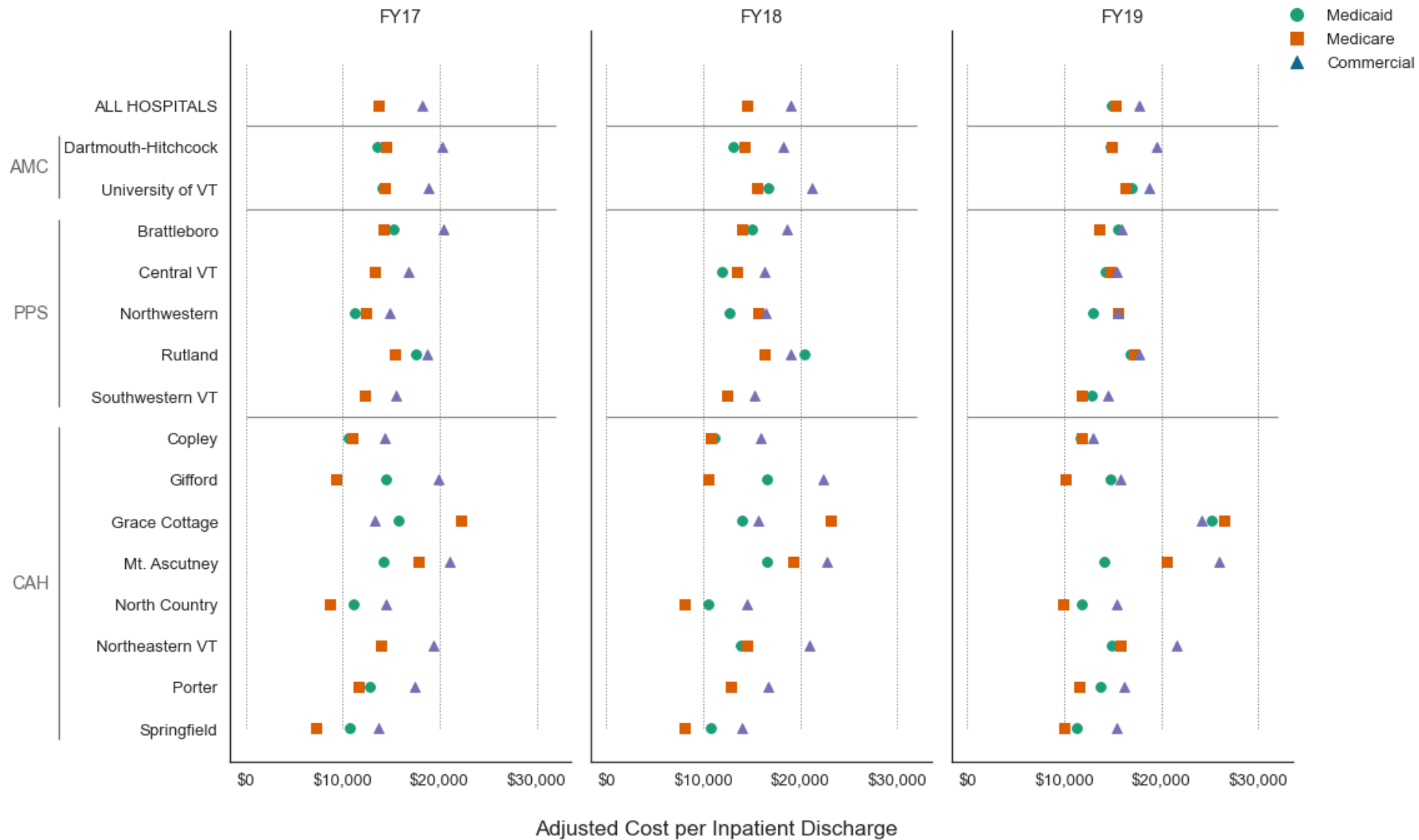
	TOTAL	ED Visits	Clinic Visits	Imaging with Contrast	Imaging without Contrast	Musculoskeletal Procedures	Cardiac Procedures	GI Procedures
ALL HOSPITALS	\$336	\$348	\$166	\$638	\$405	\$1,027	\$221	\$601
Dartmouth-Hitchcock	\$269	\$415	\$191	\$496	\$329	\$335	\$244	\$441
University of VT	\$397	\$439	\$138	\$842	\$583	\$380	\$315	\$628
Brattleboro	\$314	\$334	\$181	\$562	\$389	\$372	\$102	\$520
Central VT	\$309	\$320	\$147	\$568	\$400	\$419	\$113	\$610
Northwestern	\$252	\$281	\$172	\$435	\$284	\$427	\$96	\$361
Rutland	\$291	\$321	\$182	\$491	\$311	\$413	\$233	\$553
Southwestern VT	\$305	\$302	\$164	\$520	\$374	\$475	\$215	\$490
Copley	\$335	\$310	\$175	\$337	\$287	\$3,016	\$211	\$544
Gifford	\$400	\$332	\$124	\$783	\$414	\$3,858	\$198	\$1,182
Grace Cottage	\$331	\$342	\$111	\$1,112	\$256	\$219	\$70	
Mt. Ascutney	\$519	\$405	\$105	\$1,611	\$542	\$1,834	\$303	\$692
North Country	\$381	\$349	\$275	\$469	\$306	\$3,471	\$219	\$1,108
Northeastern VT	\$415	\$377	\$285	\$450	\$371	\$1,918	\$217	\$855
Porter	\$386	\$332	\$187	\$970	\$441	\$2,125	\$285	\$2,764
Springfield	\$370	\$310	\$284	\$780	\$340	\$2,185	\$160	\$781

	Urology	Pathology	Radiation	Neurostimulator	Ear, Nose, Throat, Eye	Skin Procedures	Minor Procedures	Drug Administration
ALL HOSPITALS	\$490	\$376	\$395	\$344	\$668	\$229	\$251	\$367
Dartmouth-Hitchcock	\$385	\$261	\$288	\$377	\$401	\$220	\$167	\$338
University of VT	\$469	\$388	\$490	\$412	\$609	\$254	\$294	\$466
Brattleboro	\$284	\$529	\$418	\$362	\$266	\$347	\$254	\$279
Central VT	\$307	\$428	\$272	\$267	\$272	\$194	\$268	\$401
Northwestern	\$336	\$250	\$289	\$335	\$320	\$234	\$178	\$235
Rutland	\$420	\$341	\$329	\$342	\$352	\$372	\$265	\$324
Southwestern VT	\$398	\$326	\$301	\$289	\$335	\$120	\$193	\$487
Copley	\$634	\$497	\$961	\$219	\$1,727	\$164	\$242	\$219
Gifford	\$848	\$519	\$1,472	\$252	\$2,120	\$202	\$207	\$417
Grace Cottage		\$196		\$1,075		\$268	\$241	\$354
Mt. Ascutney		\$1,411	\$7,574	\$678	\$3,172	\$112	\$296	\$220
North Country	\$825	\$442	\$805	\$491	\$1,685	\$258	\$332	\$373
Northeastern VT	\$520	\$467	\$1,783	\$296	\$1,754	\$496	\$372	\$346
Porter	\$1,109	\$515	\$755	\$216	\$783	\$231	\$260	\$257
Springfield	\$2,075	\$391	\$849	\$448	\$633	\$204	\$250	\$345

Cost Coverage per Outpatient Service with Case Mix Adjustment								
	TOTAL	ED Visits	Clinic Visits	Imaging with Contrast	Imaging without Contrast	Musculoskeletal Procedures	Cardiac Procedures	GI Procedures
ALL HOSPITALS	101%	104%	51%	160%	129%	109%	67%	145%
Dartmouth-Hitchcock	75%	103%	56%	127%	96%	100%	75%	130%
University of VT	127%	139%	37%	343%	184%	159%	87%	213%
Brattleboro	83%	121%	34%	203%	131%	120%	30%	140%
Central VT	101%	96%	51%	121%	129%	112%	42%	140%
Northwestern	83%	99%	51%	164%	104%	98%	21%	134%
Rutland	88%	81%	87%	250%	95%	128%	55%	109%
Southwestern VT	106%	87%	74%	72%	117%	131%	86%	168%
Copley	105%	95%	114%	169%	112%	105%	73%	138%
Gifford	110%	101%	85%	103%	129%	105%	82%	118%
Grace Cottage	91%	98%	99%	90%	90%	115%	61%	
Mt. Ascutney	108%	95%	100%	93%	124%	100%	75%	107%
North Country	120%	110%	120%	178%	138%	105%	85%	132%
Northeastern VT	99%	93%	112%	93%	94%	104%	82%	145%
Porter	110%	112%	105%	102%	120%	107%	70%	106%
Springfield	105%	120%	271%	99%	103%	102%	86%	108%
	Urology	Pathology	Radiation	Neurostimulator	Ear, Nose, Throat, Eye	Skin Procedures	Minor Procedures	Drug Administration
ALL HOSPITALS	106%	107%	109%	104%	113%	74%	83%	117%
Dartmouth-Hitchcock	107%	62%	73%	114%	121%	84%	50%	75%
University of VT	160%	125%	142%	144%	184%	91%	119%	200%
Brattleboro	74%	102%	139%	57%	73%	59%	59%	103%
Central VT	95%	144%	136%	64%	82%	46%	98%	138%
Northwestern	101%	81%	140%	105%	90%	43%	44%	85%
Rutland	66%	78%	79%	82%	96%	68%	77%	89%
Southwestern VT	134%	140%	198%	129%	179%	37%	64%	194%
Copley	91%	120%	101%	93%	98%	88%	105%	94%
Gifford	105%	150%	110%	92%	100%	94%	111%	83%
Grace Cottage		142%		99%		79%	112%	77%
Mt. Ascutney		178%	97%	98%	99%	82%	99%	98%
North Country	123%	160%	113%	106%	102%	90%	131%	92%
Northeastern VT	110%	132%	99%	100%	101%	93%	98%	101%
Porter	99%	145%	112%	88%	128%	88%	95%	107%
Springfield	102%	121%	110%	126%	88%	111%	93%	98%

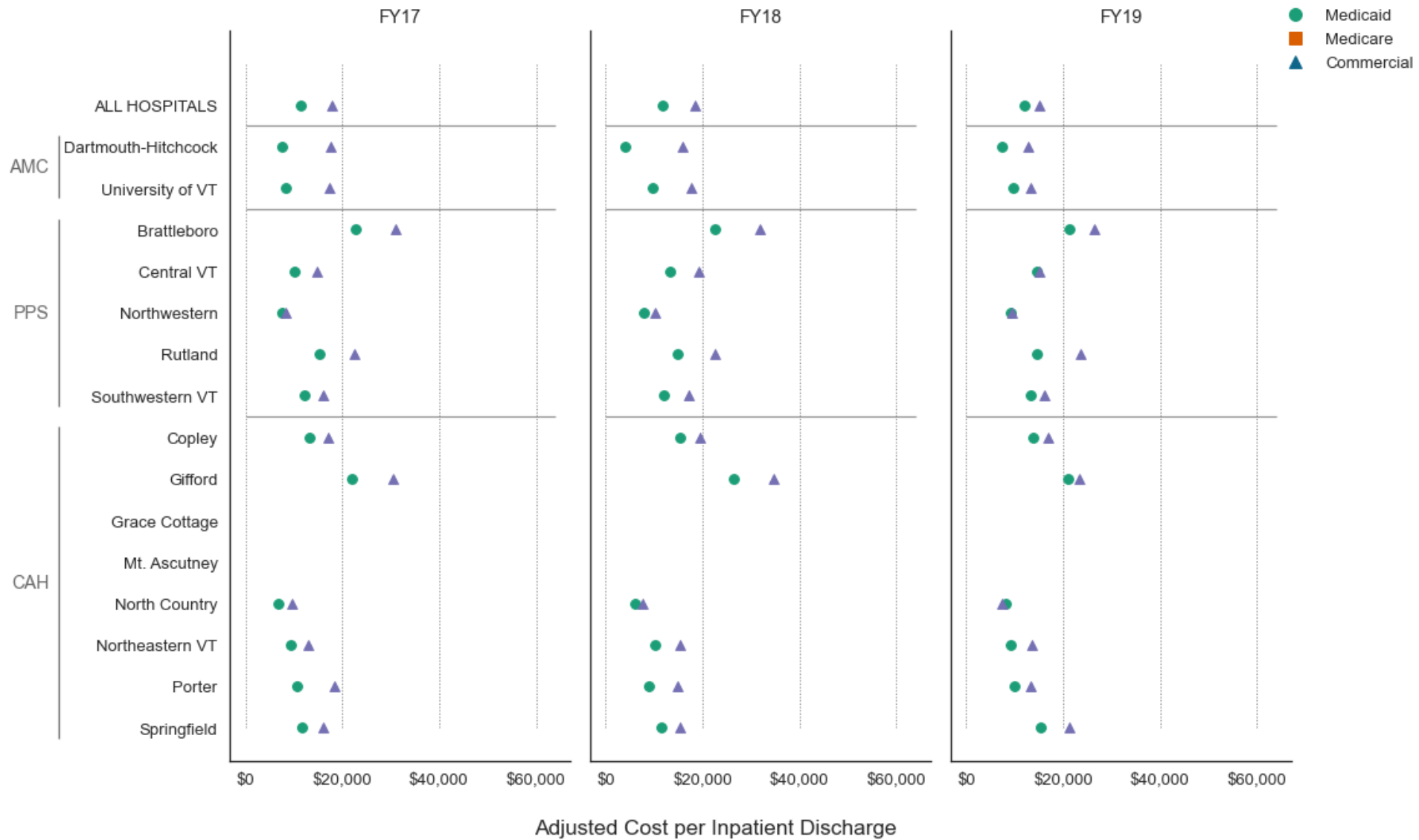
# Cost per Inpatient Discharge by Type of Discharge and Payer with Case Mix Adjustment

# TOTAL (IP)



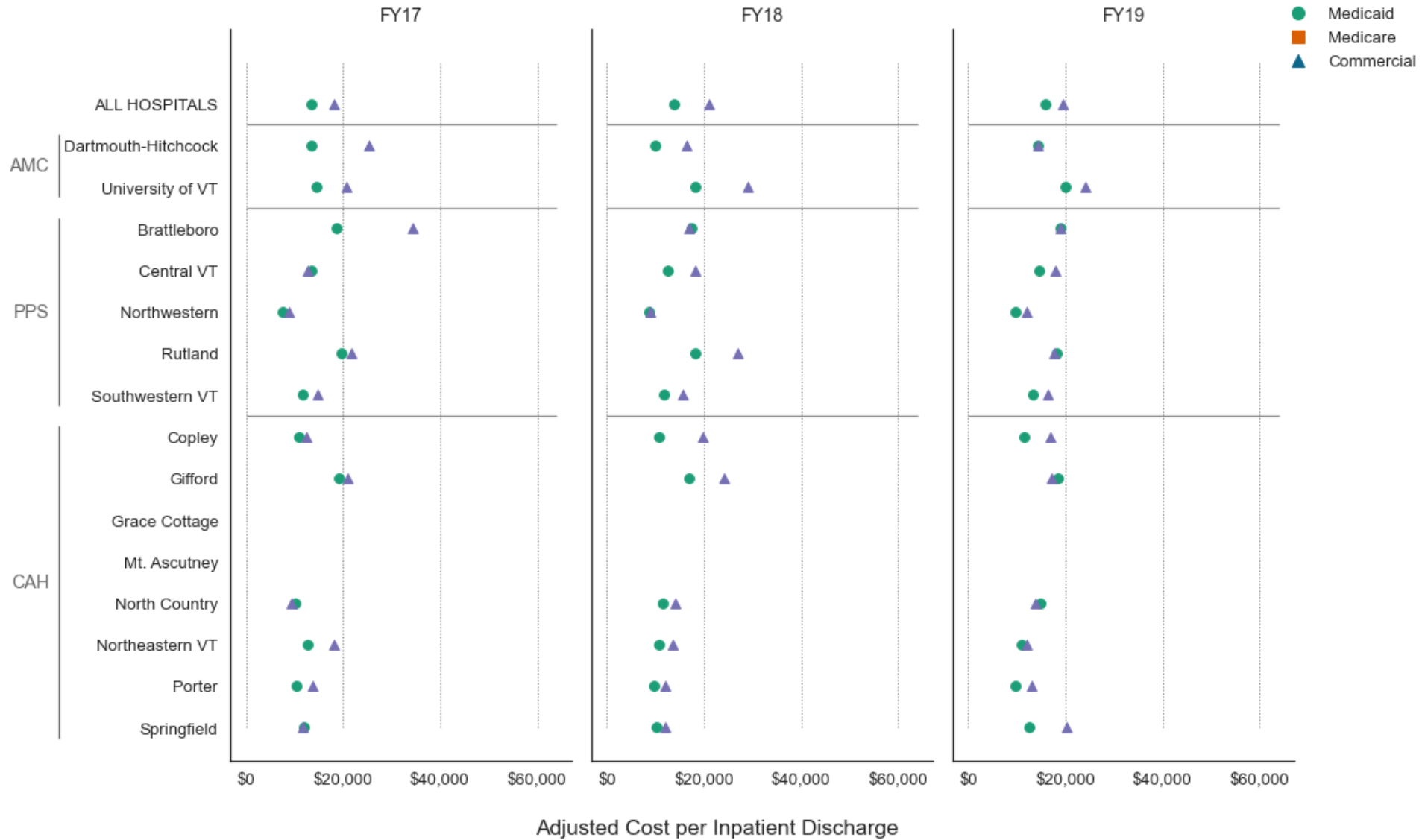
IP = Inpatient, AMC = Academic Medical Center, PPS = Prospective Payment Hospital, CAH = Critical Access Hospital  
 Source: VHCURES

# Well Babies (IP)



IP = Inpatient, AMC = Academic Medical Center, PPS = Prospective Payment Hospital, CAH = Critical Access Hospital  
 Source: VHCURES

# NICU Babies (IP)

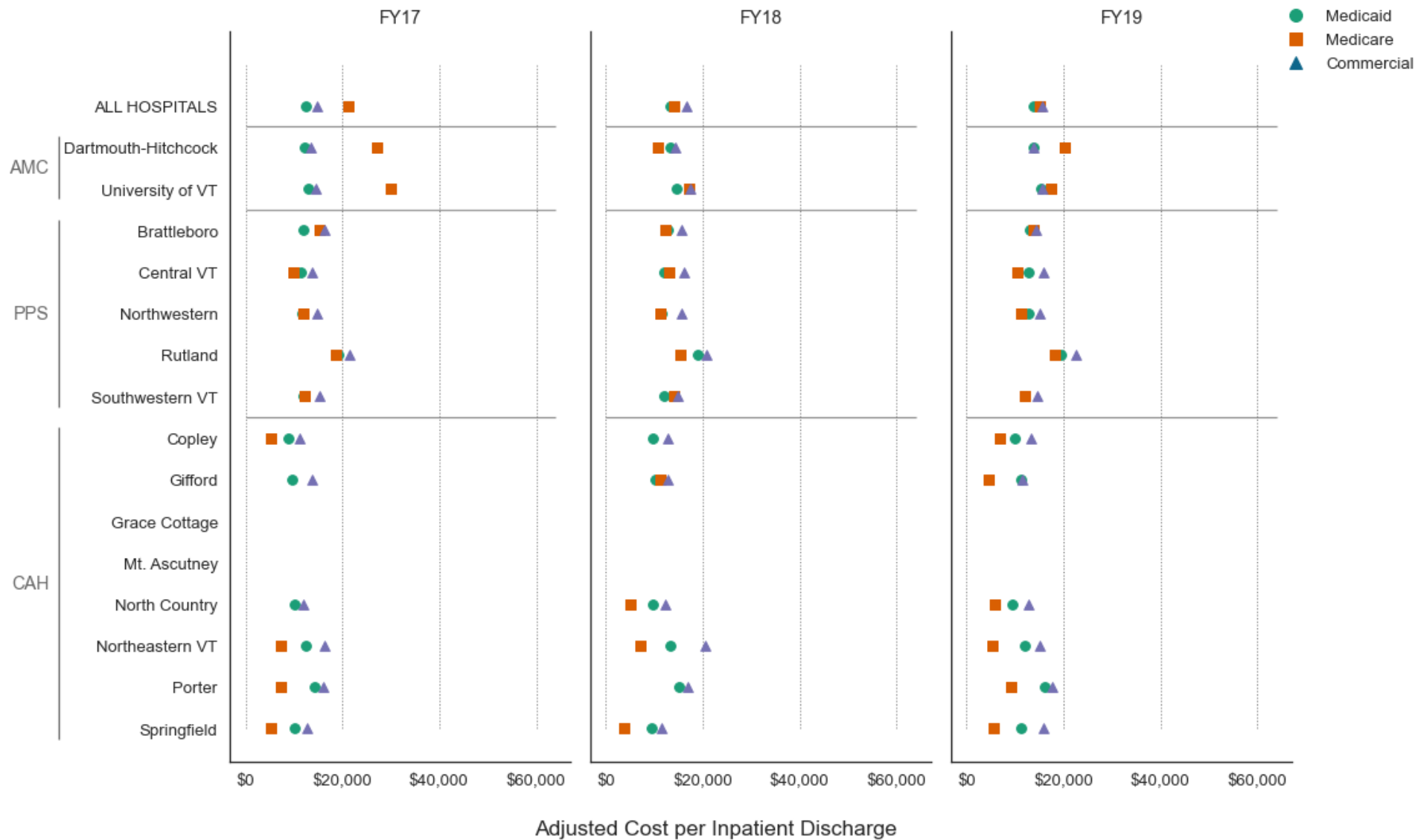


IP = Inpatient, AMC = Academic Medical Center, PPS = Prospective Payment Hospital, CAH = Critical Access Hospital, NICU = Newborn Intensive Care Unit

Source: VHCURES

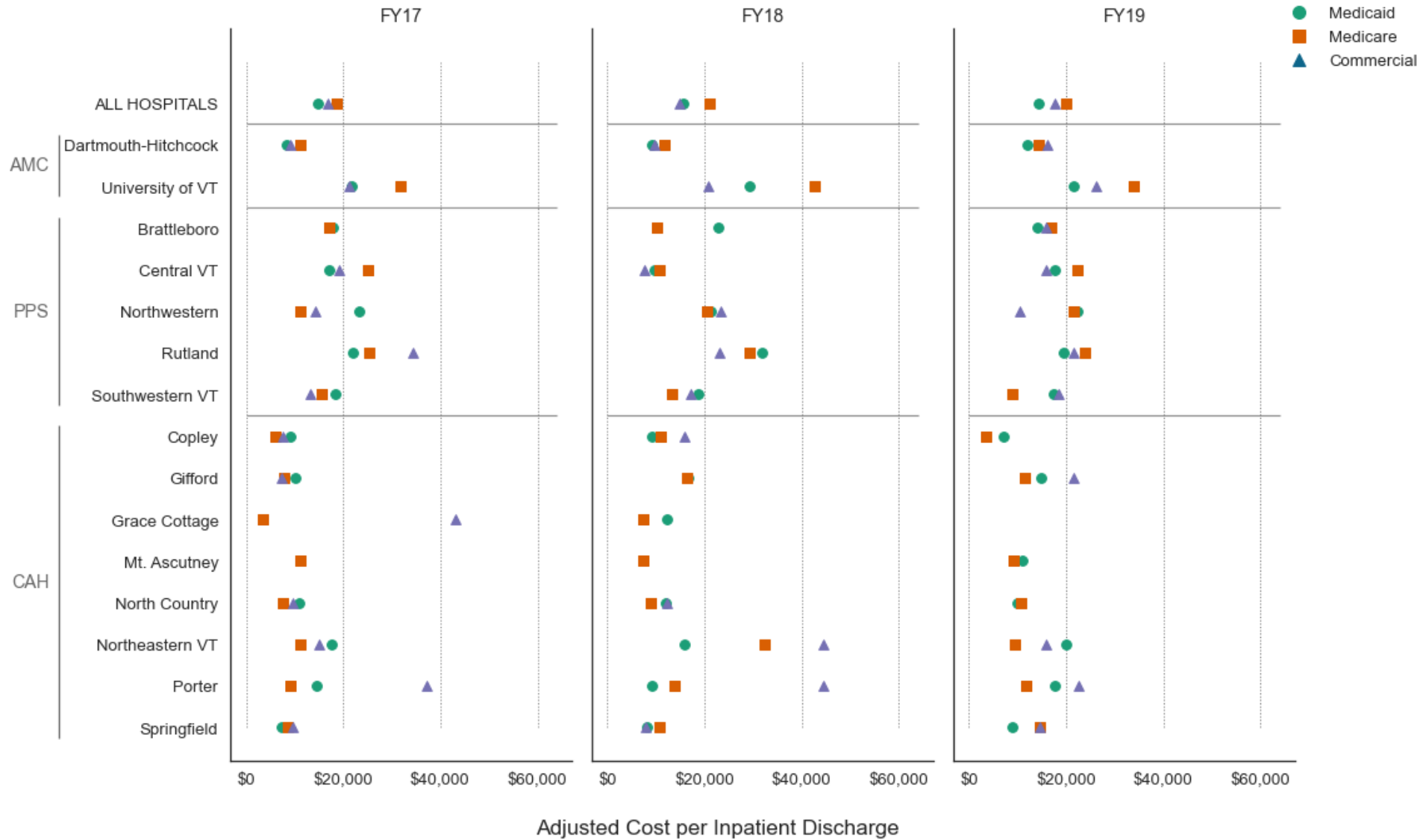


## Deliveries (IP)



IP = Inpatient, AMC = Academic Medical Center, PPS = Prospective Payment Hospital, CAH = Critical Access Hospital,  
 Source: VHCURES

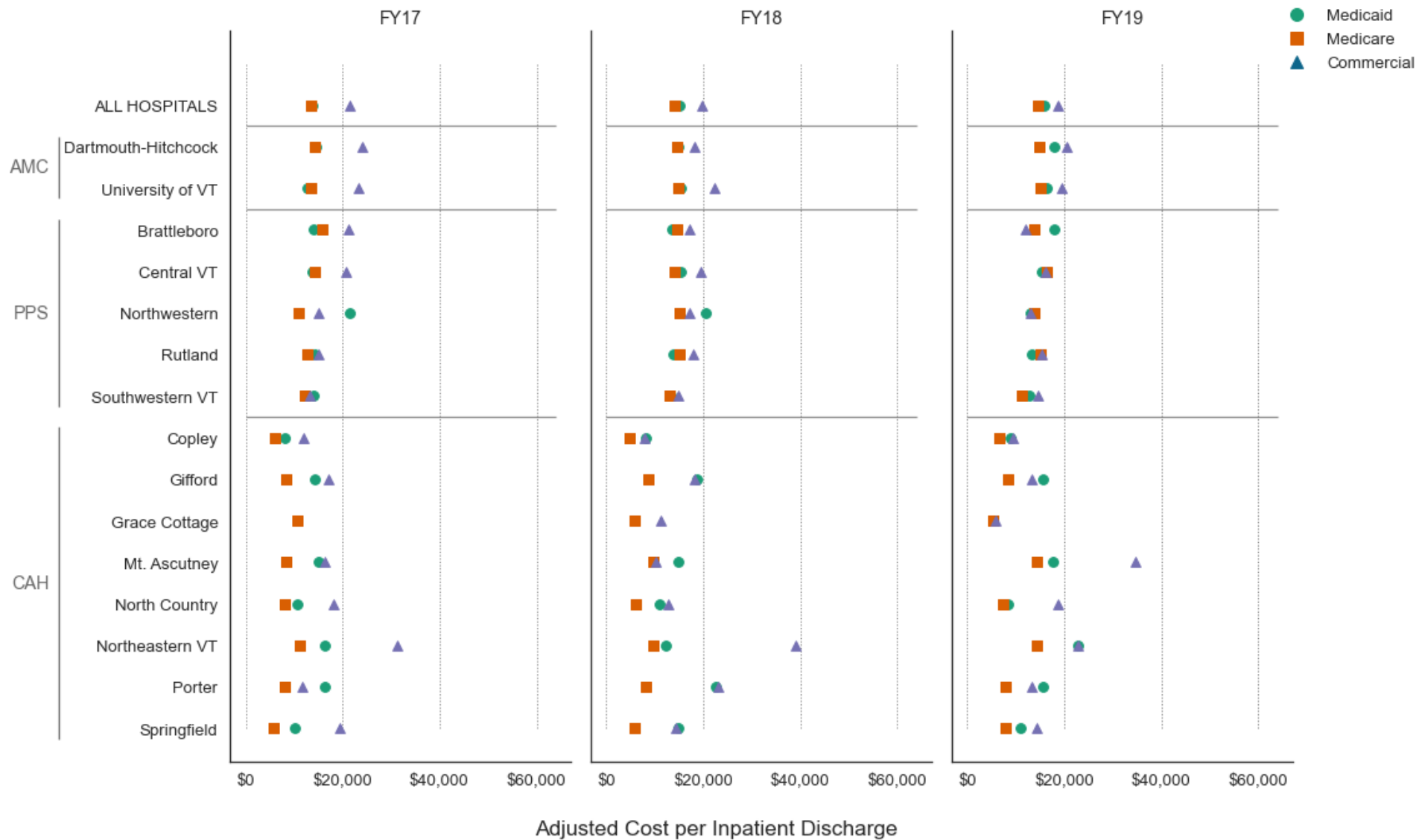
# Mental Health/SUD (IP)



IP = Inpatient, AMC = Academic Medical Center, PPS = Prospective Payment Hospital, CAH = Critical Access Hospital, SUD = Substance Use Disorder

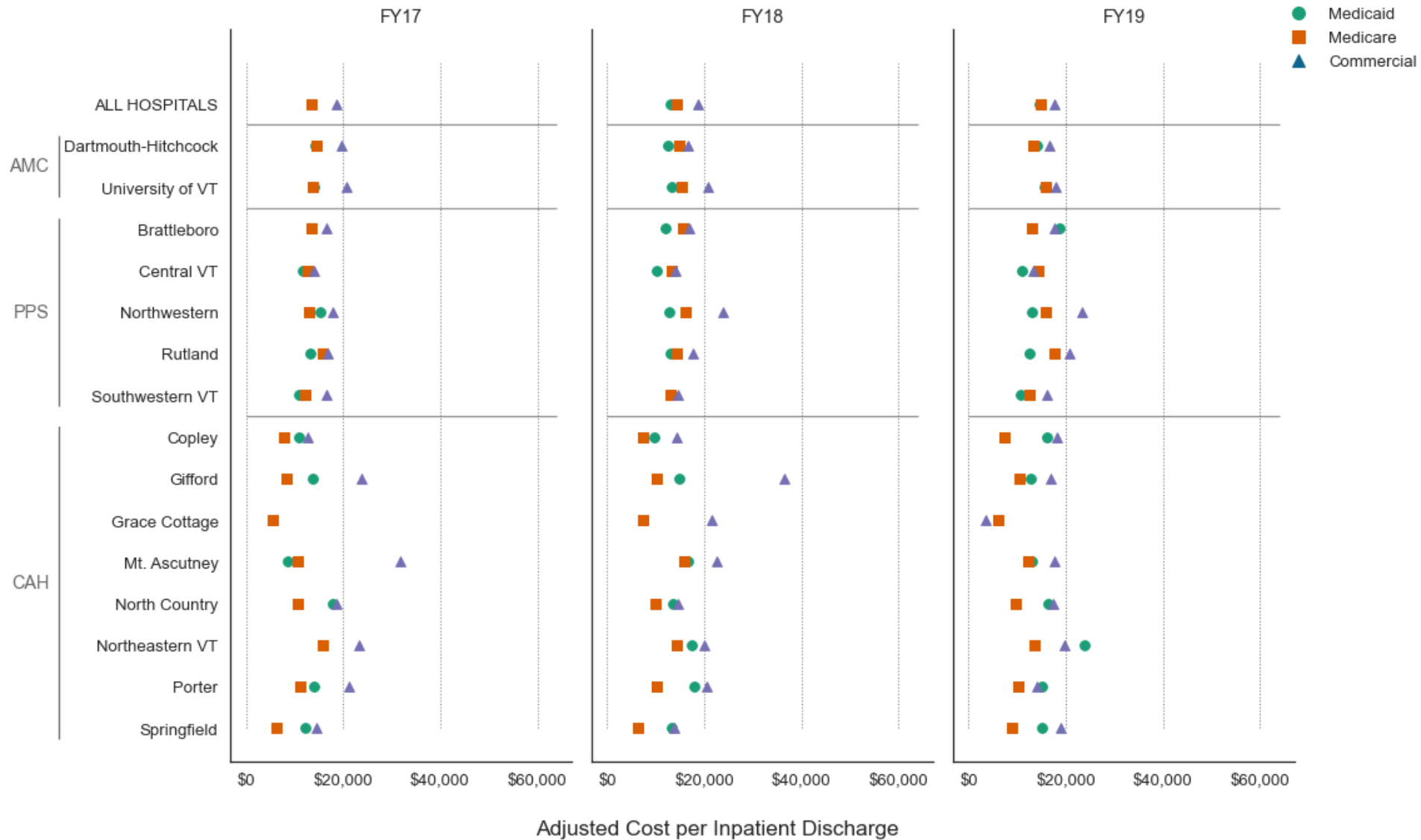
Source: VHCURES

# Circulatory System (IP)



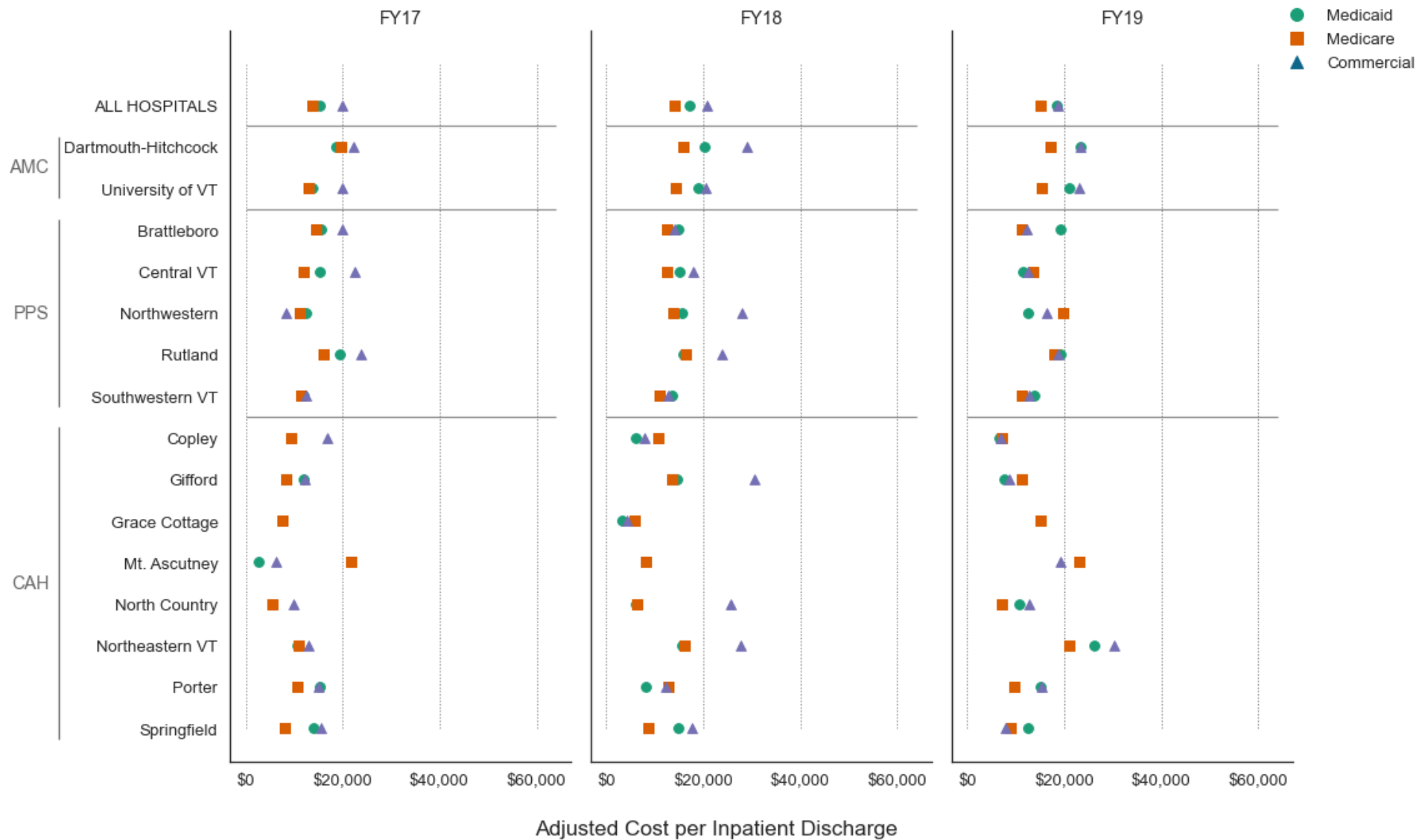
IP = Inpatient, AMC = Academic Medical Center, PPS = Prospective Payment Hospital, CAH = Critical Access Hospital,  
 Source: VHCURES

# Digestive System (IP)



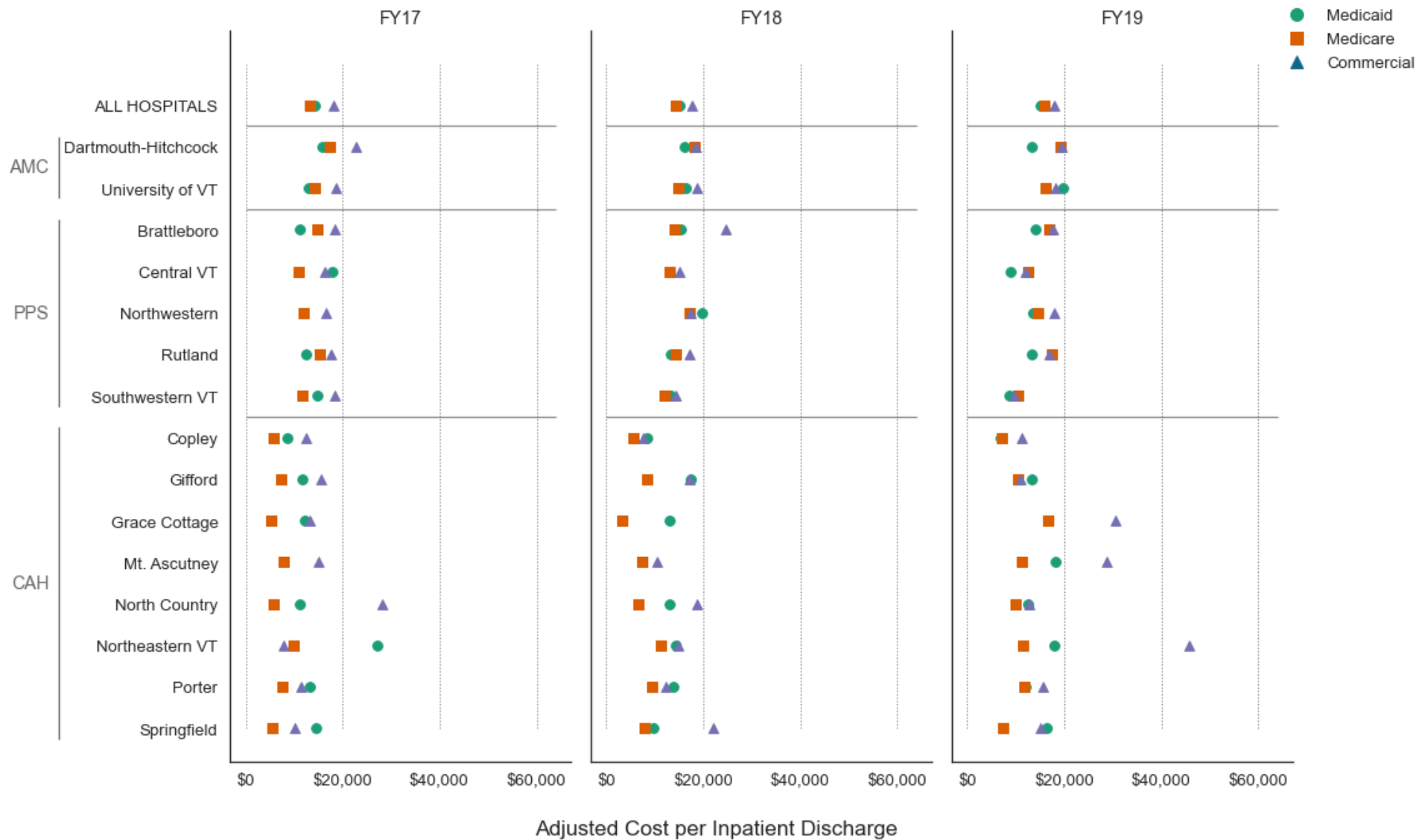
IP = Inpatient, AMC = Academic Medical Center, PPS = Prospective Payment Hospital, CAH = Critical Access Hospital,  
 Source: VHCURES

# Infections (IP)



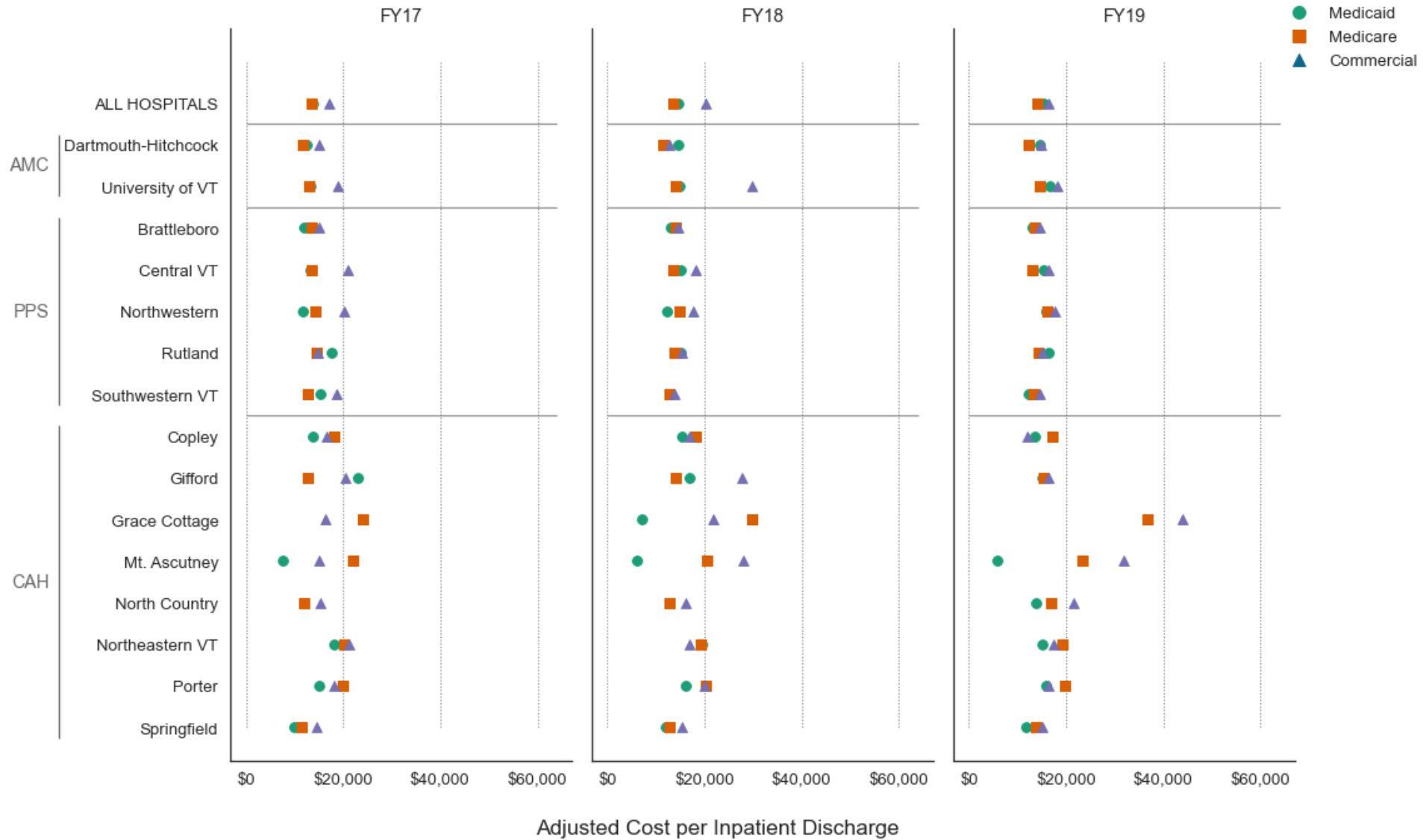
IP = Inpatient, AMC = Academic Medical Center, PPS = Prospective Payment Hospital, CAH = Critical Access Hospital,  
 Source: VHCURES

# Kidney Related (IP)



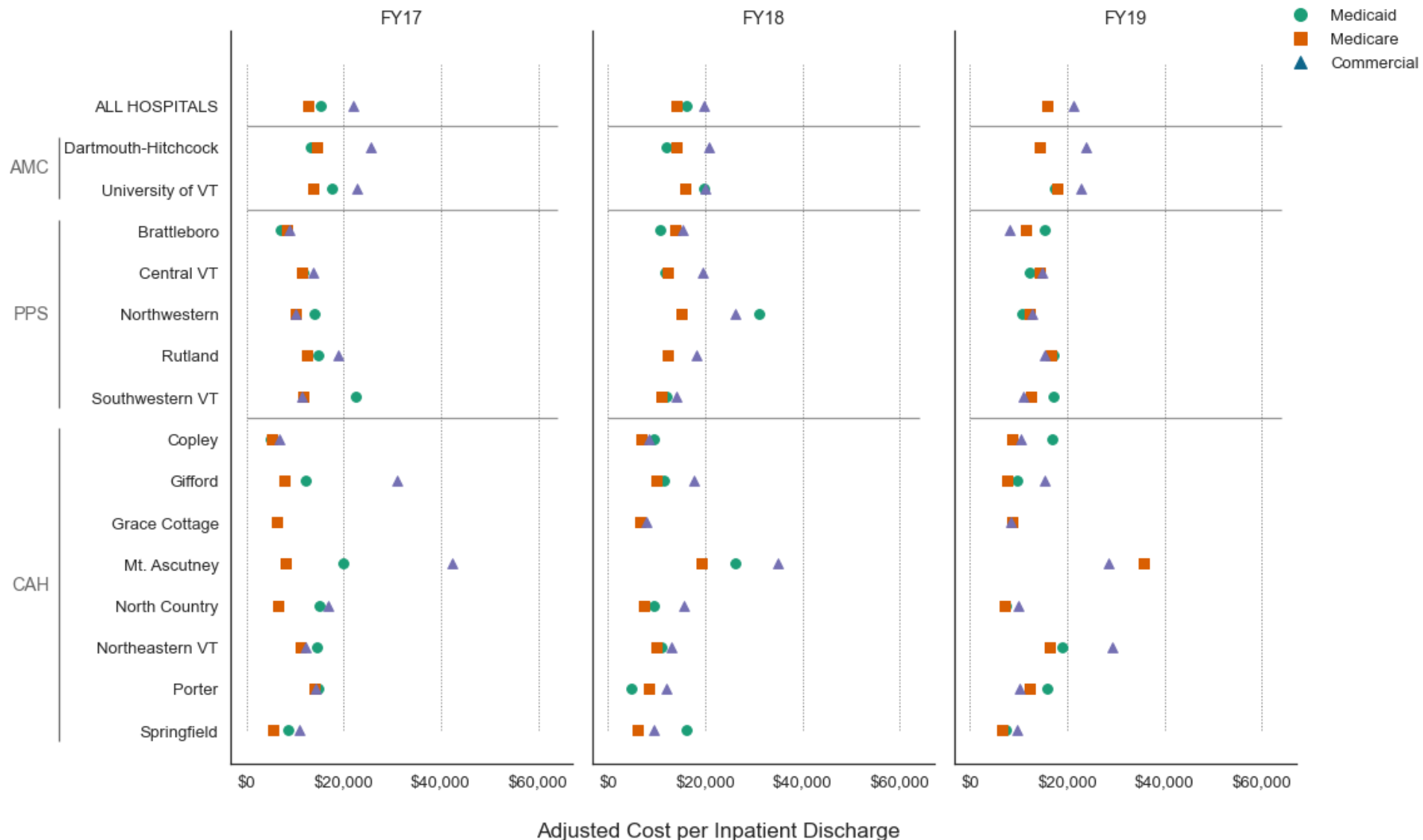
IP = Inpatient, AMC = Academic Medical Center, PPS = Prospective Payment Hospital, CAH = Critical Access Hospital,  
 Source: VHCURES

# Musculoskeletal (IP)



IP = Inpatient, AMC = Academic Medical Center, PPS = Prospective Payment Hospital, CAH = Critical Access Hospital,  
 Source: VHCURES

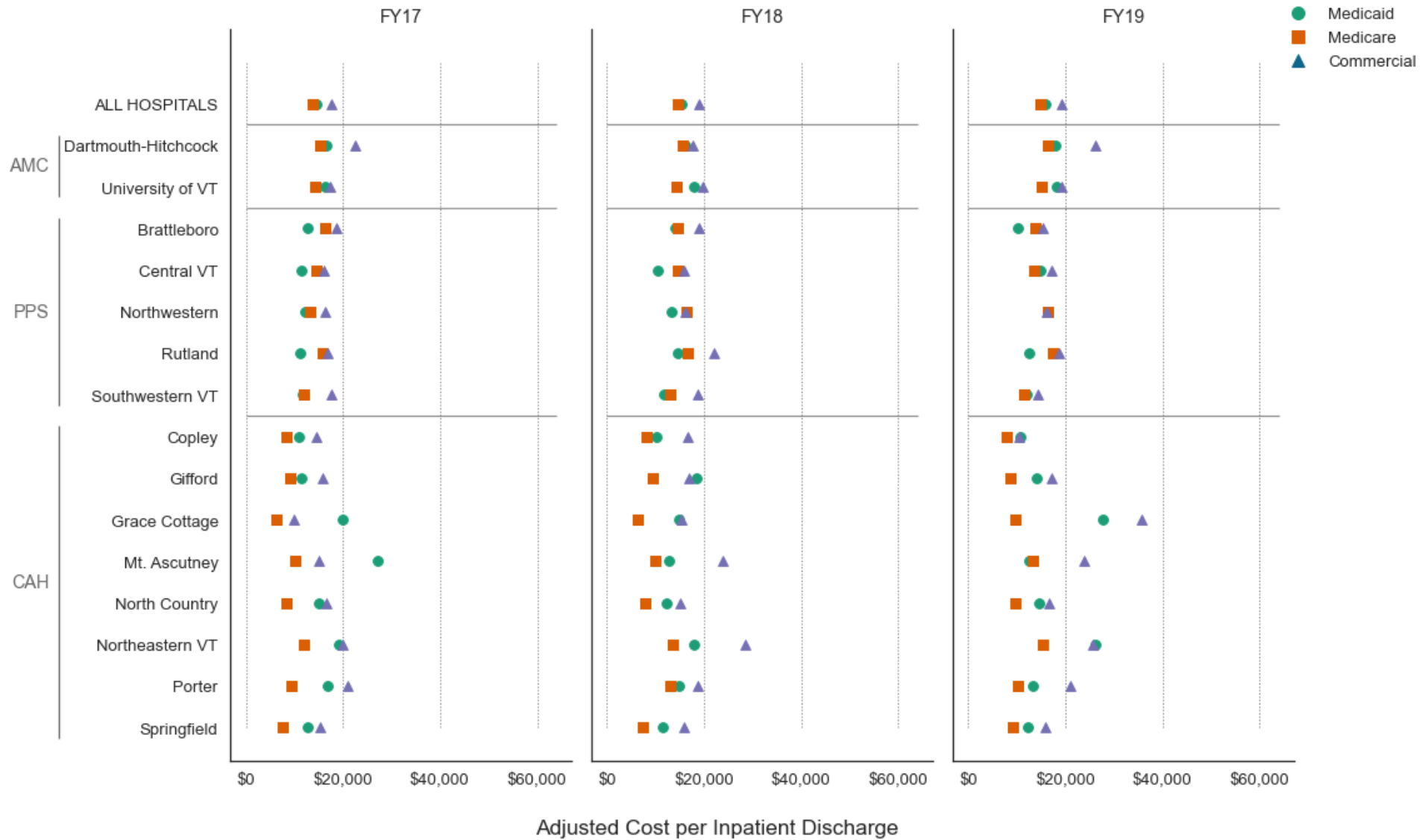
# Nervous System (IP)



IP = Inpatient, AMC = Academic Medical Center, PPS = Prospective Payment Hospital, CAH = Critical Access Hospital,  
 Source: VHCURES

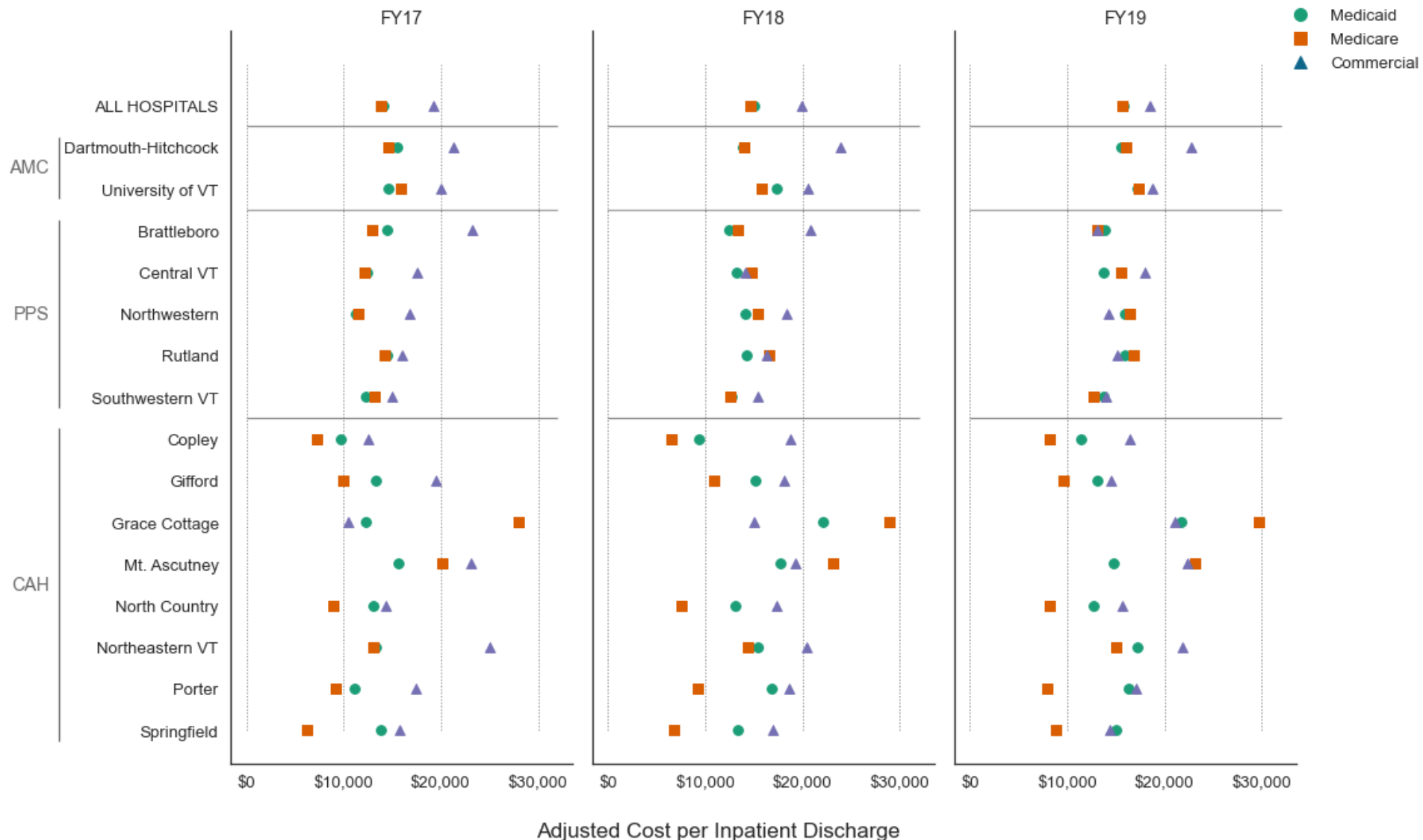


# Respiratory System (IP)



IP = Inpatient, AMC = Academic Medical Center, PPS = Prospective Payment Hospital, CAH = Critical Access Hospital,  
 Source: VHCURES

### All Other (IP)



IP = Inpatient, AMC = Academic Medical Center, PPS = Prospective Payment Hospital, CAH = Critical Access Hospital,  
 Source: VHCURES

# Cost per Outpatient Service by Type of Service and Payer with Case Mix Adjustment

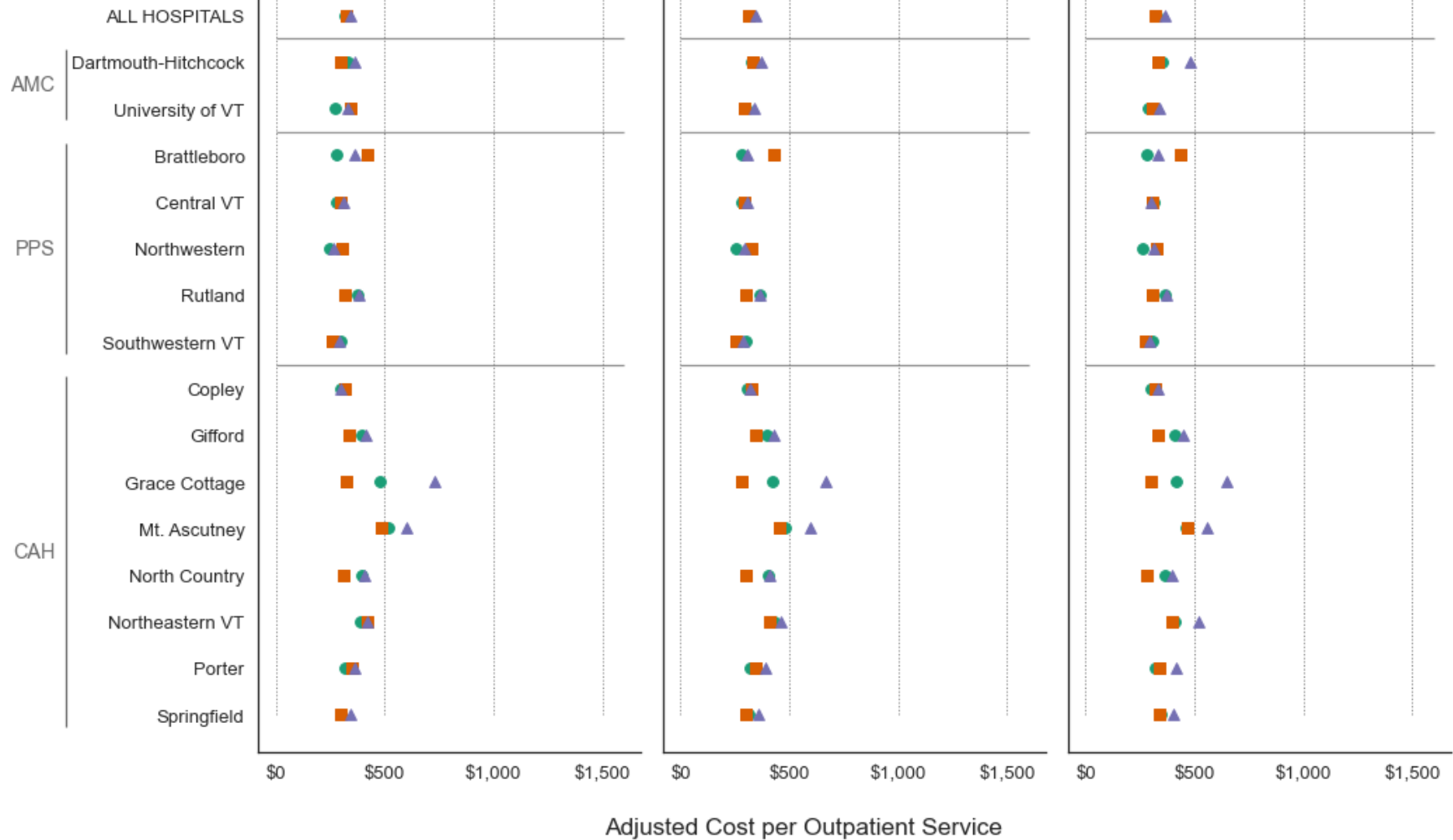
# TOTAL (OP)

FY17

FY18

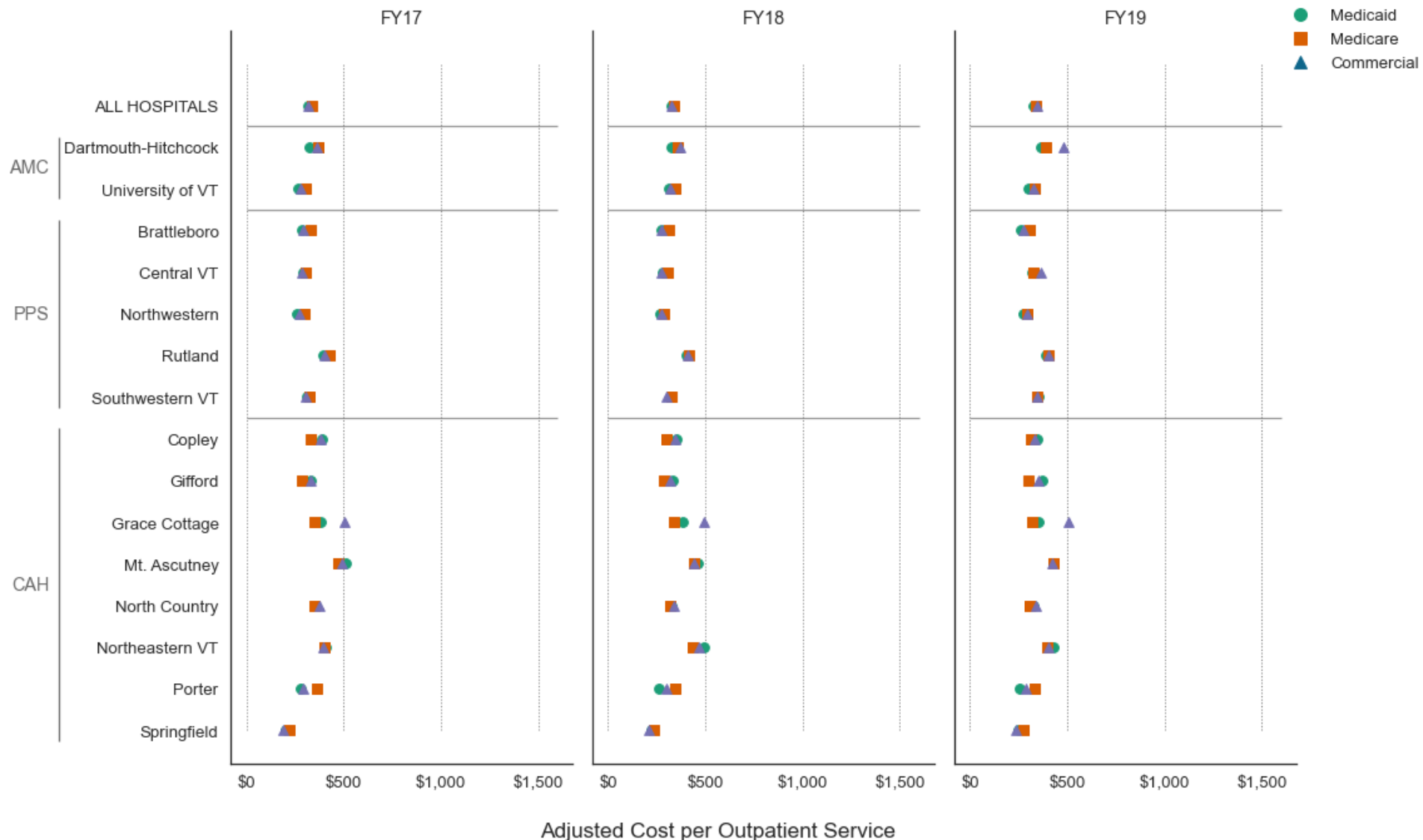
FY19

- Medicaid
- Medicare
- ▲ Commercial



OP = Outpatient, AMC = Academic Medical Center, PPS = Prospective Payment Hospital, CAH = Critical Access Hospital, Source: VHCURES

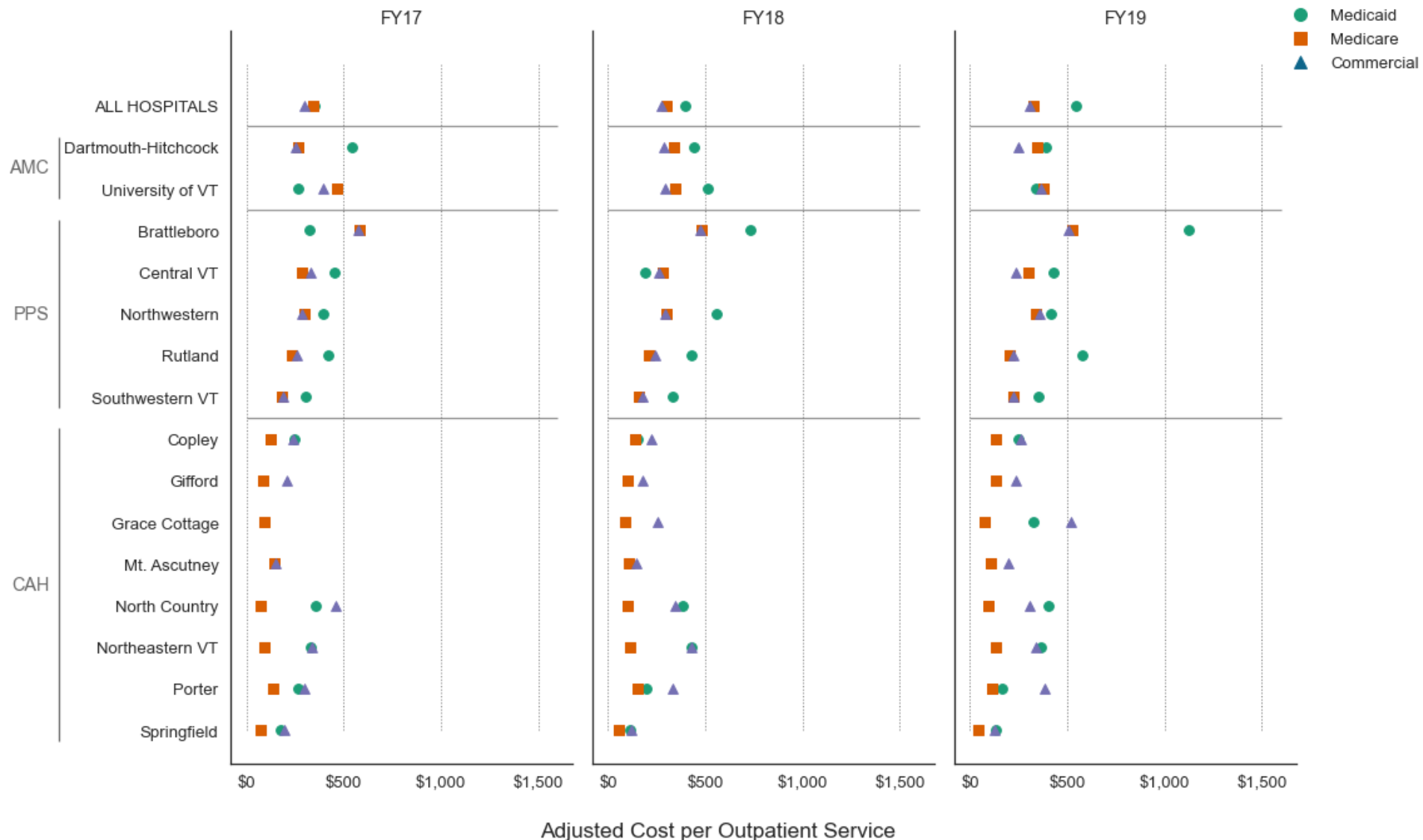
## ED Visits (OP)



OP = Outpatient, AMC = Academic Medical Center, PPS = Prospective Payment Hospital, CAH = Critical Access Hospital,  
ED = Emergency Department

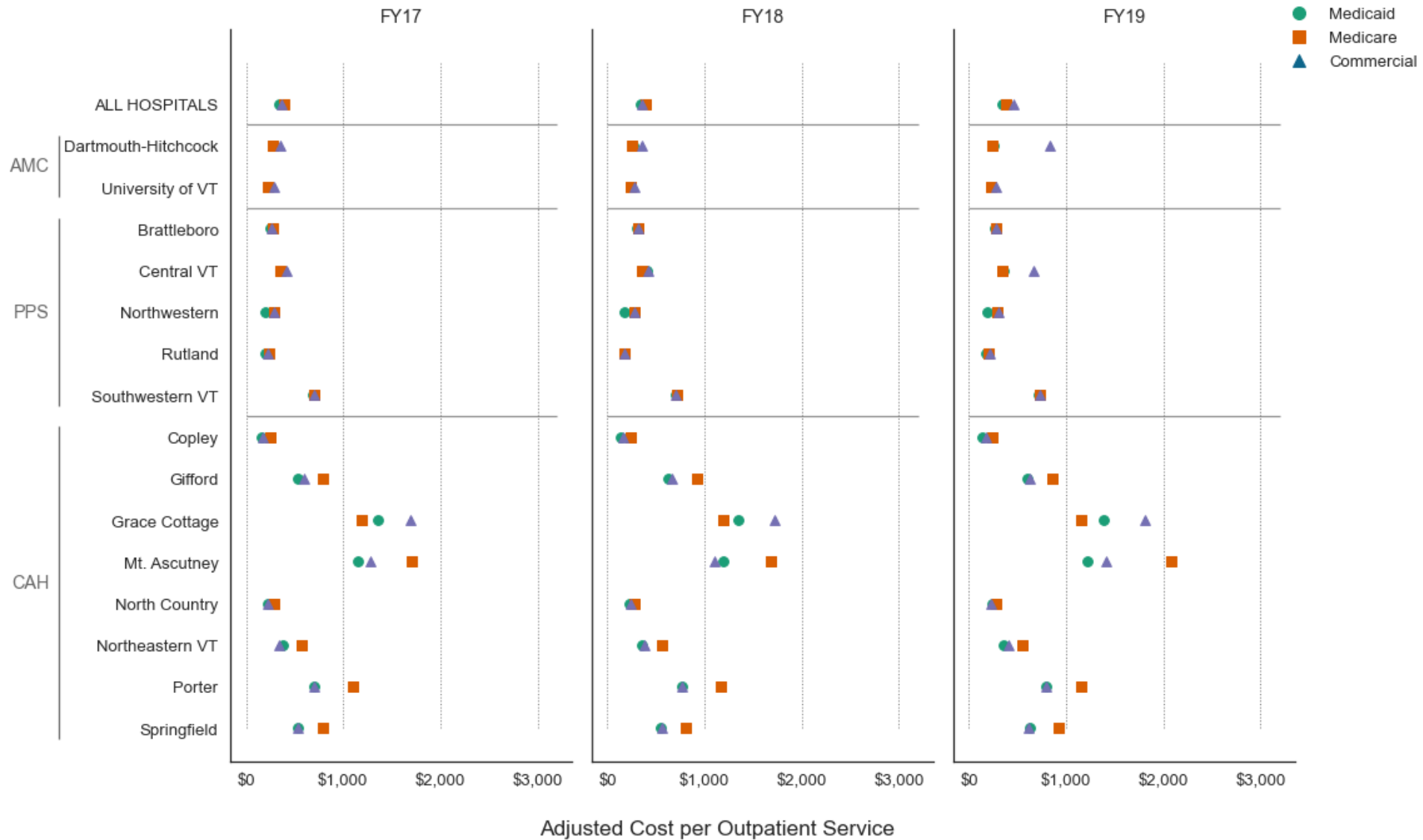
Source: VHCURES

### Clinic Visits (OP)



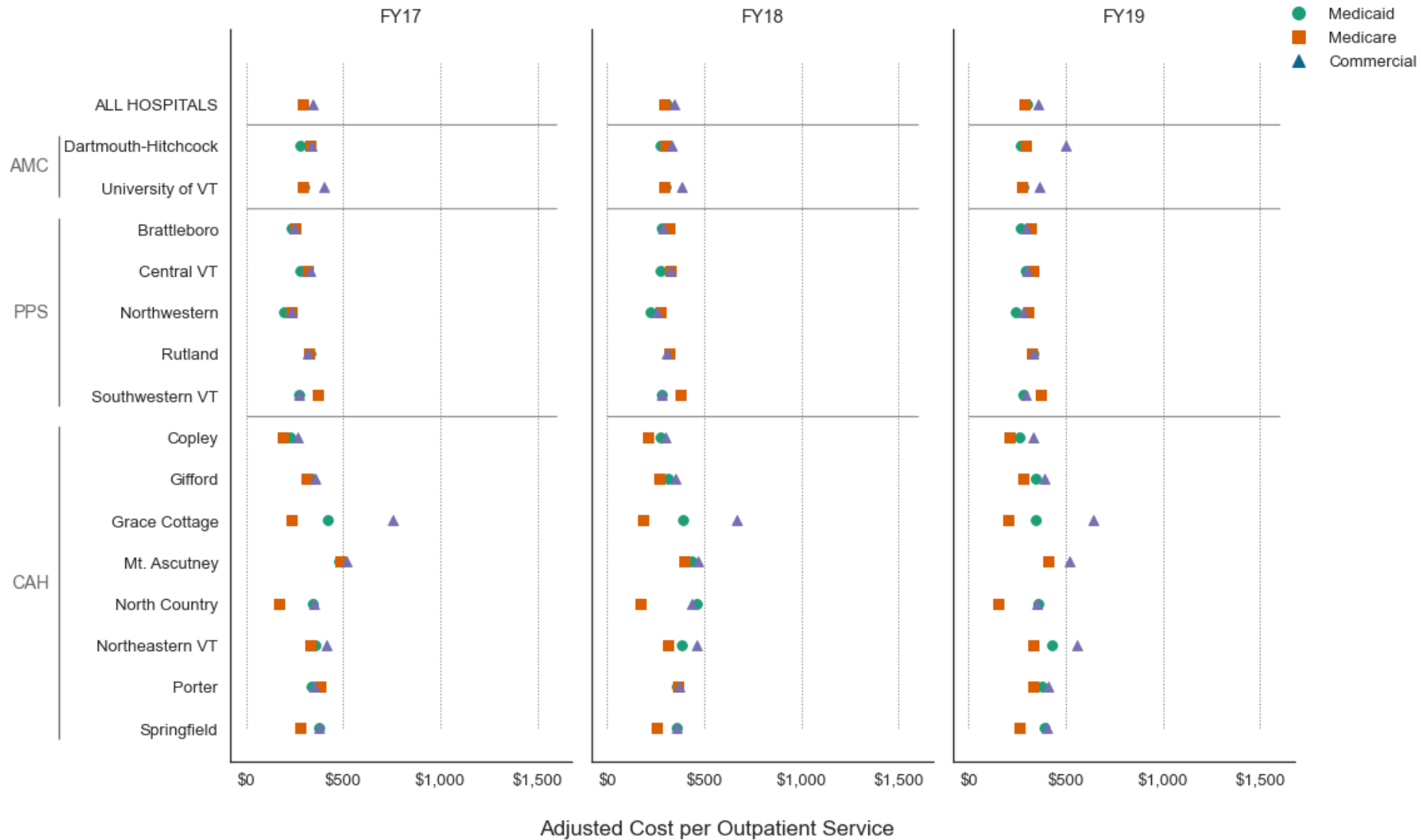
OP = Outpatient, AMC = Academic Medical Center, PPS = Prospective Payment Hospital, CAH = Critical Access Hospital,  
 Source: VHCURES

# Imaging with Contrast (OP)



OP = Outpatient, AMC = Academic Medical Center, PPS = Prospective Payment Hospital, CAH = Critical Access Hospital,  
 Source: VHCURES

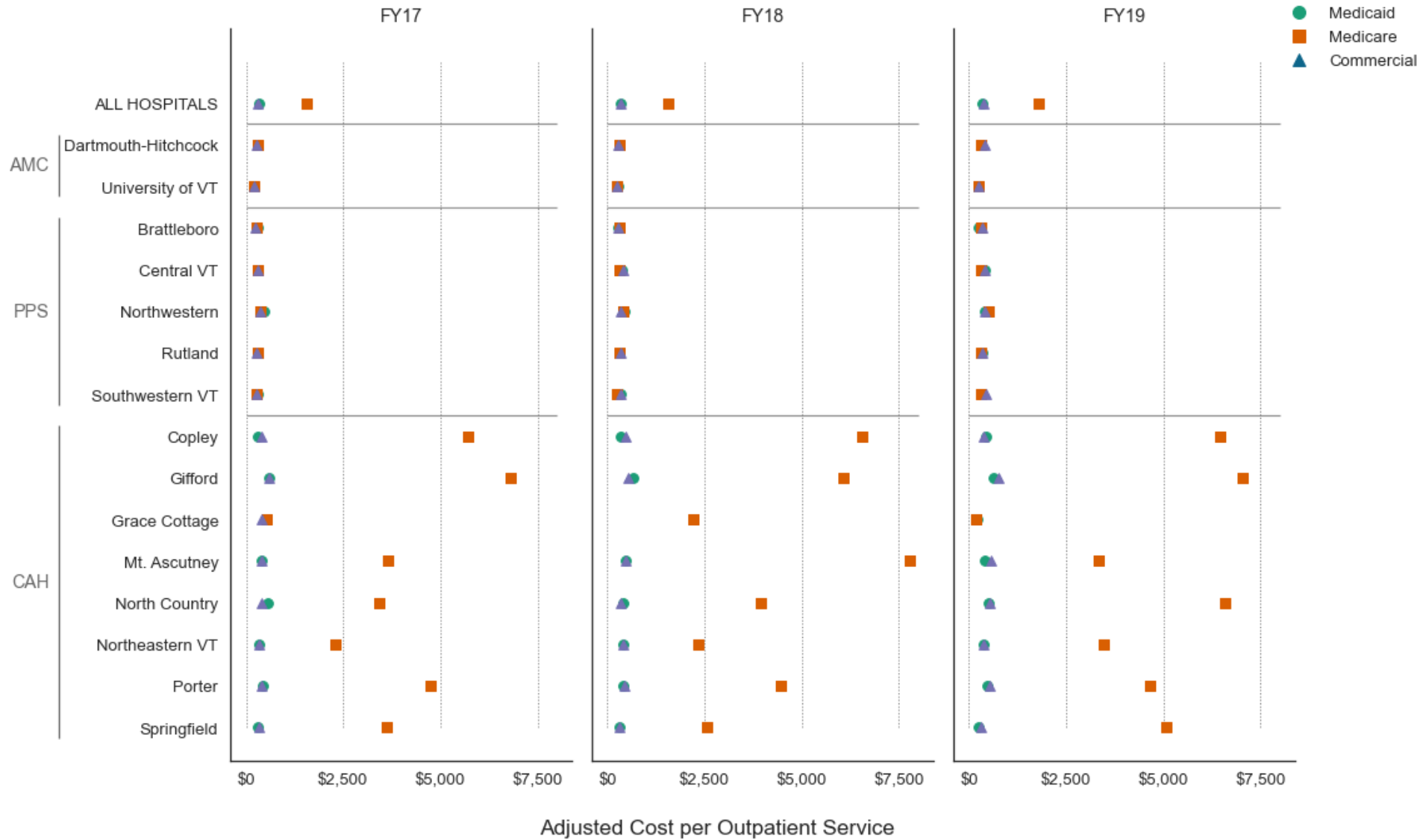
# Imaging without Contrast (OP)



OP = Outpatient, AMC = Academic Medical Center, PPS = Prospective Payment Hospital, CAH = Critical Access Hospital, Source: VHCURES

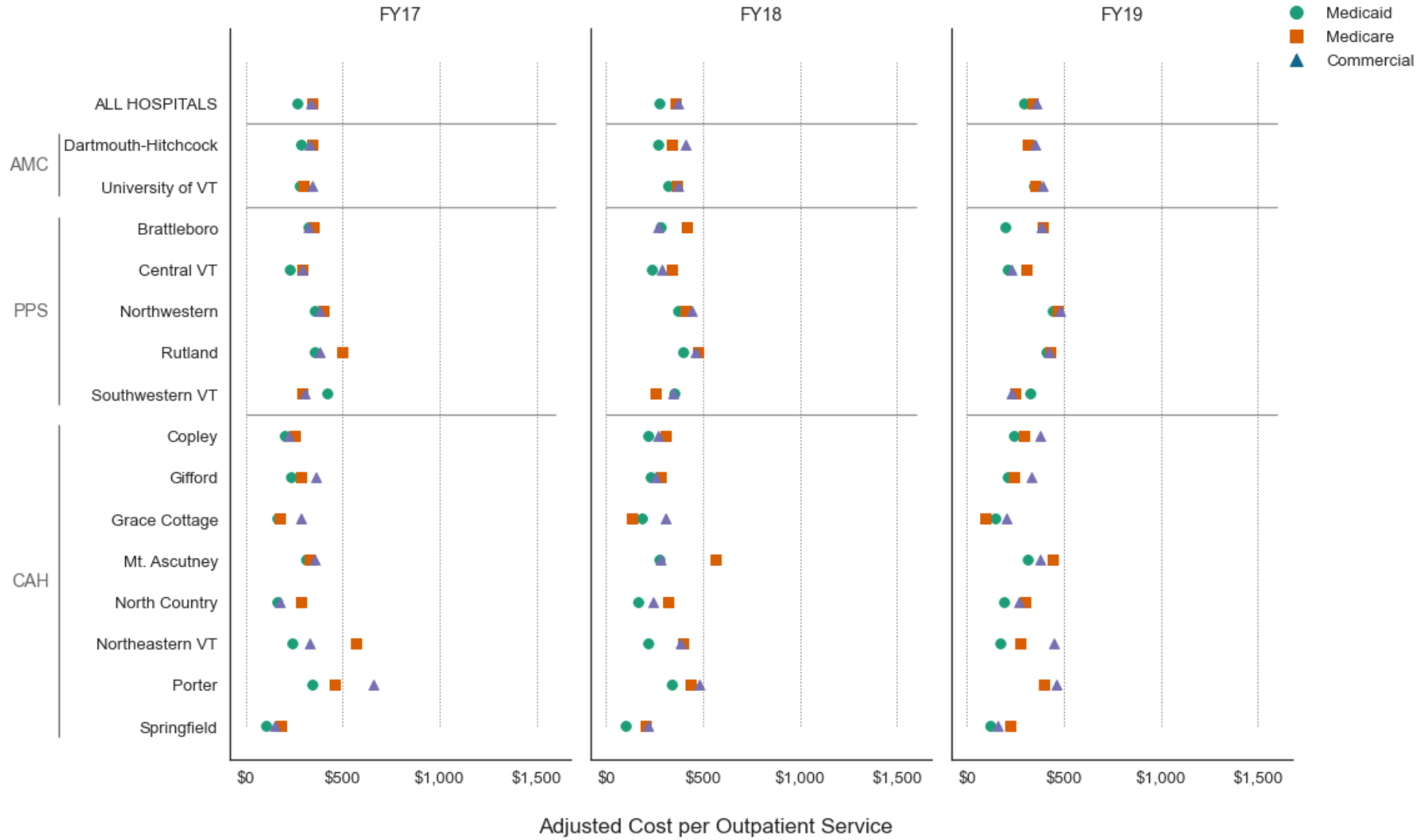


# Musculoskeletal Procedures (OP)



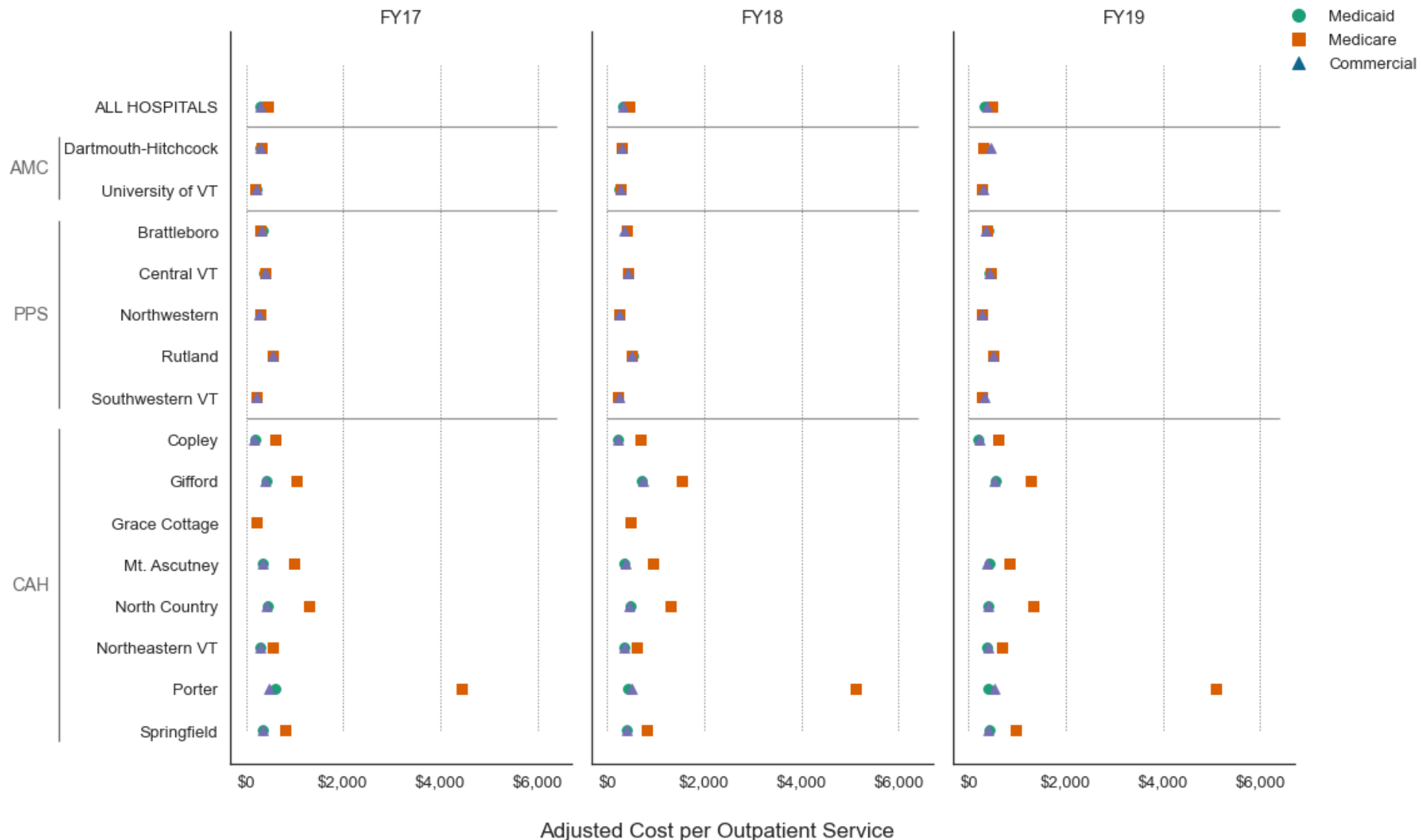
OP = Outpatient, AMC = Academic Medical Center, PPS = Prospective Payment Hospital, CAH = Critical Access Hospital, Source: VHCURES

# Cardiac Procedures (OP)



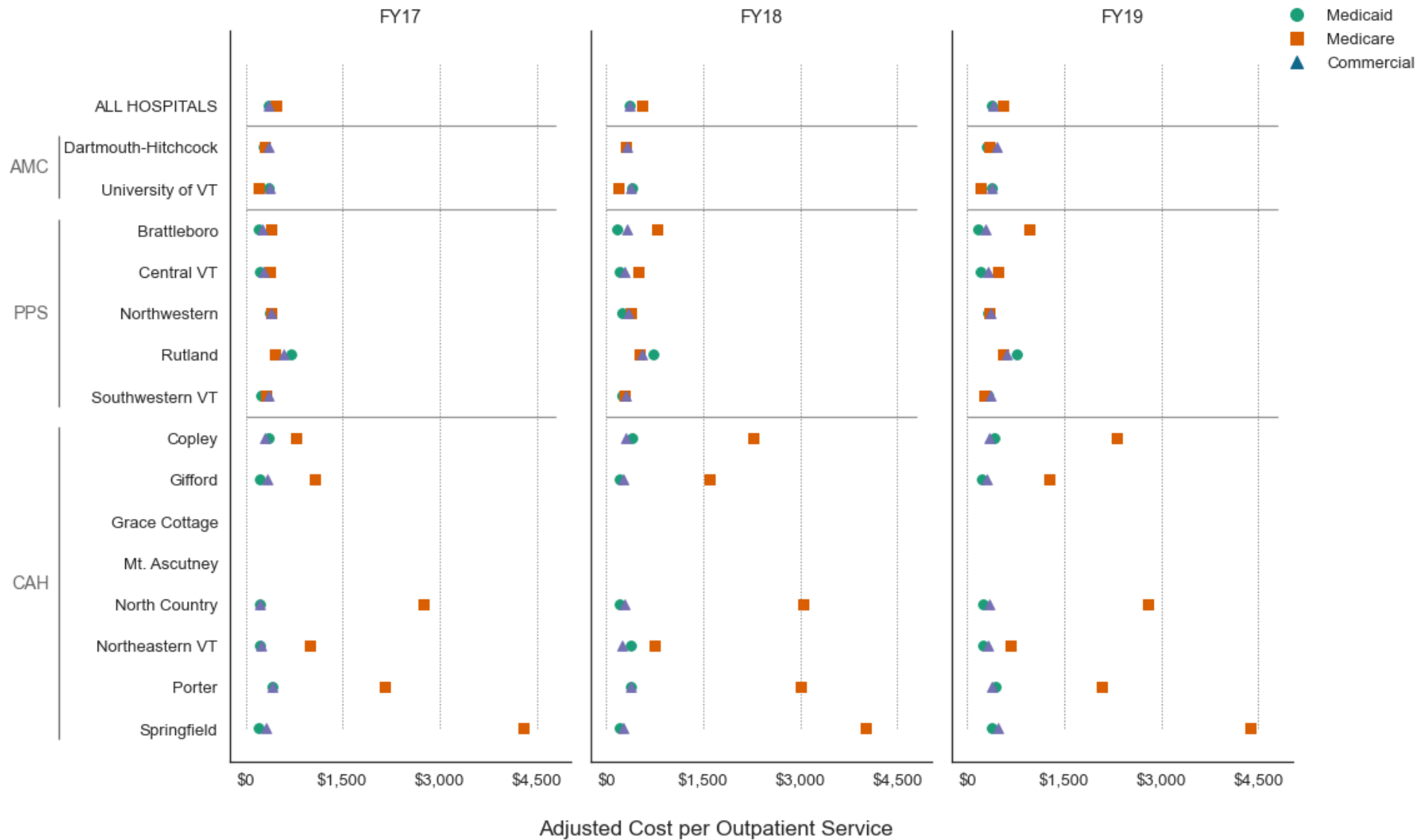
OP = Outpatient, AMC = Academic Medical Center, PPS = Prospective Payment Hospital, CAH = Critical Access Hospital,  
 Source: VHCURES

# GI Procedures (OP)



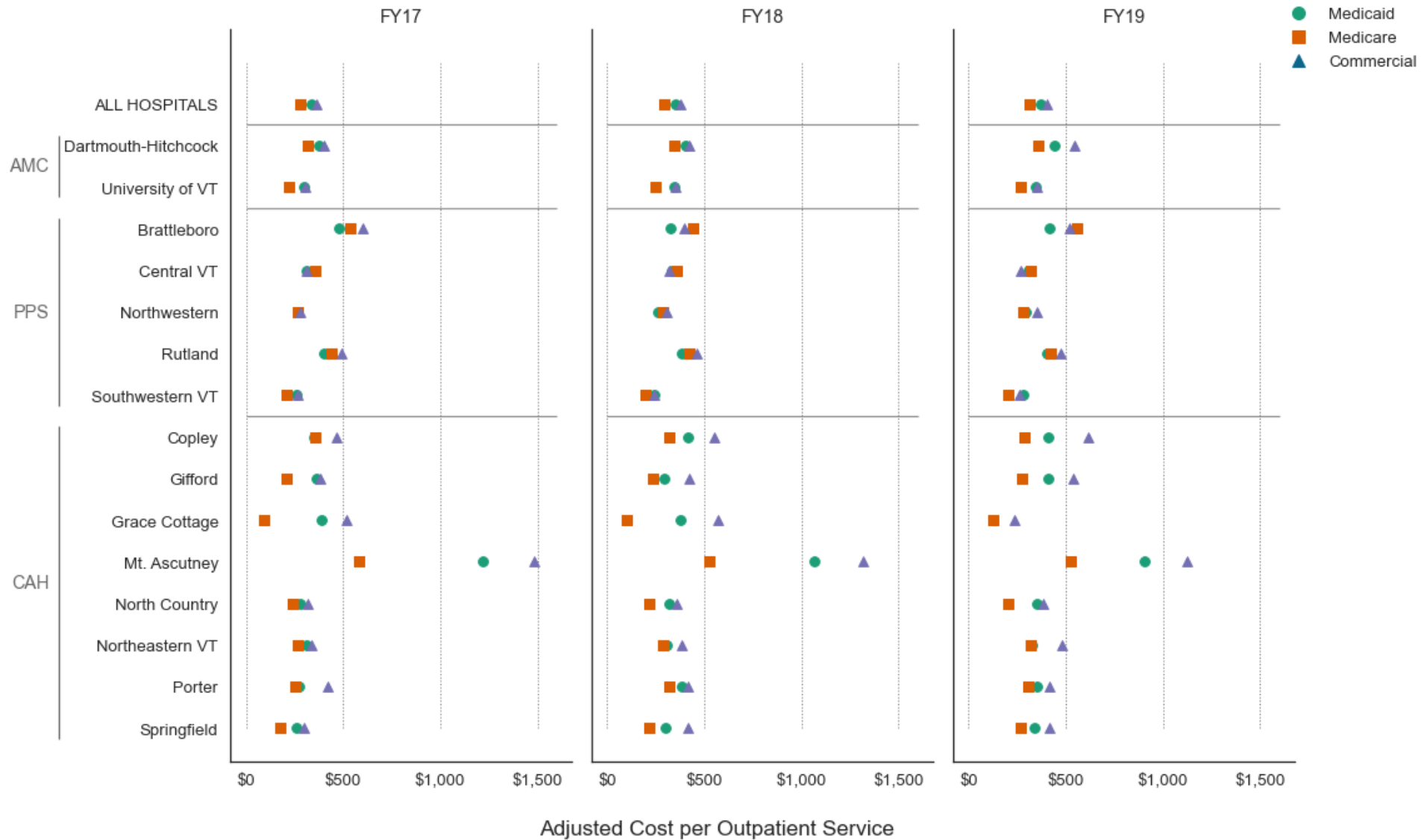
OP = Outpatient, AMC = Academic Medical Center, PPS = Prospective Payment Hospital, CAH = Critical Access Hospital,  
 GI = Gastrointestinal  
 Source: VHCURES

## Urology (OP)



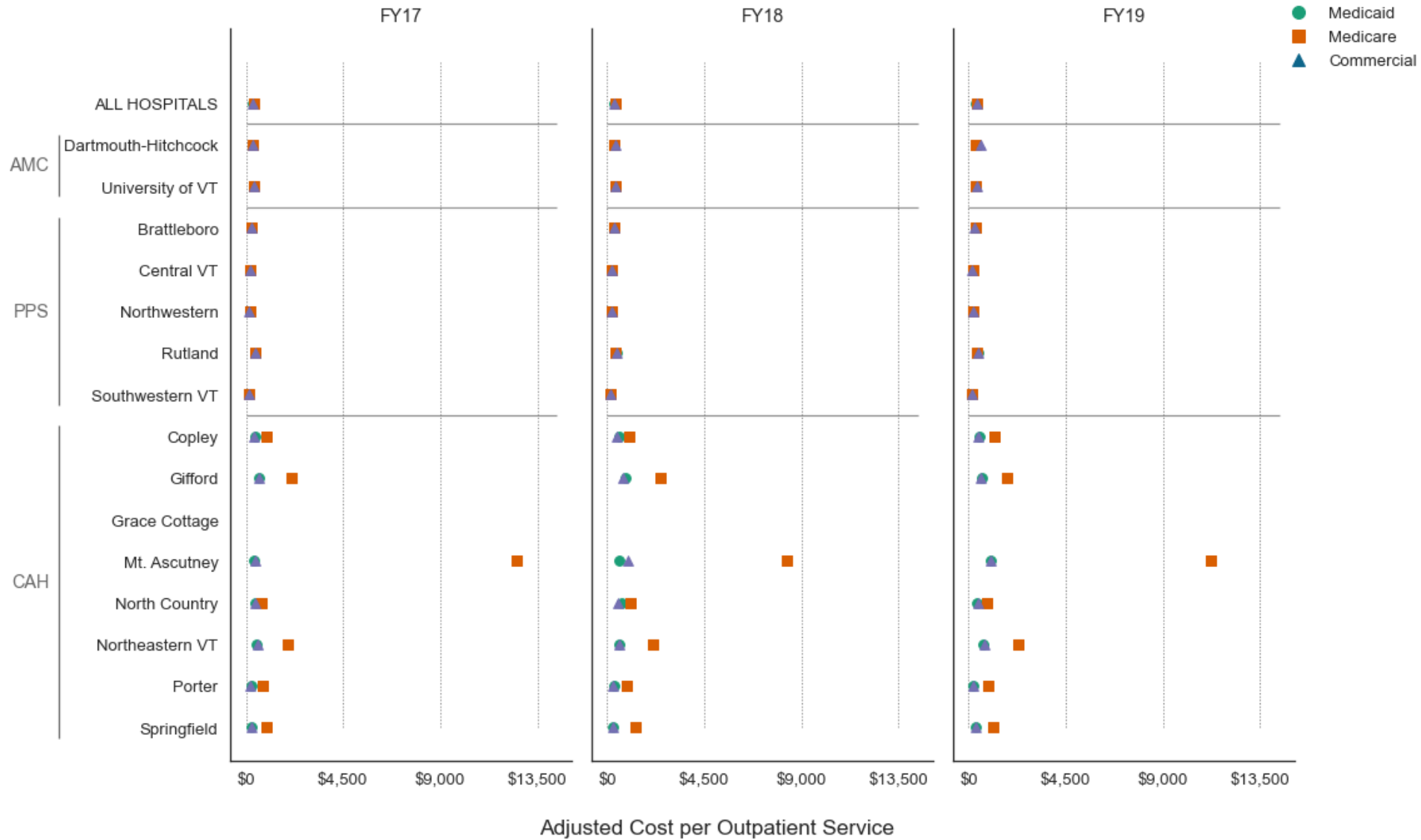
OP = Outpatient, AMC = Academic Medical Center, PPS = Prospective Payment Hospital, CAH = Critical Access Hospital,  
 Source: VHCURES

# Pathology (OP)



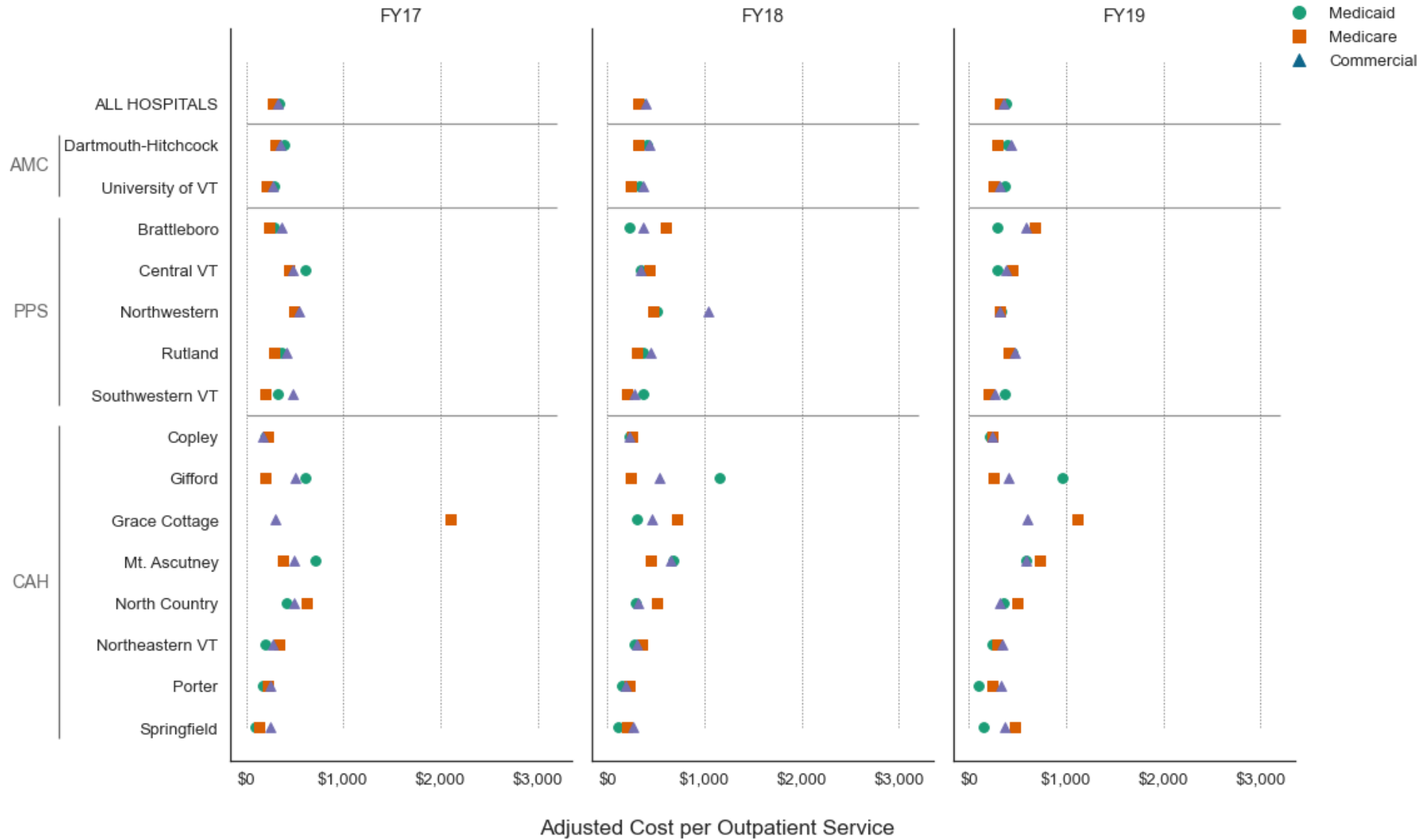
OP = Outpatient, AMC = Academic Medical Center, PPS = Prospective Payment Hospital, CAH = Critical Access Hospital, Source: VHCURES

# Radiation (OP)



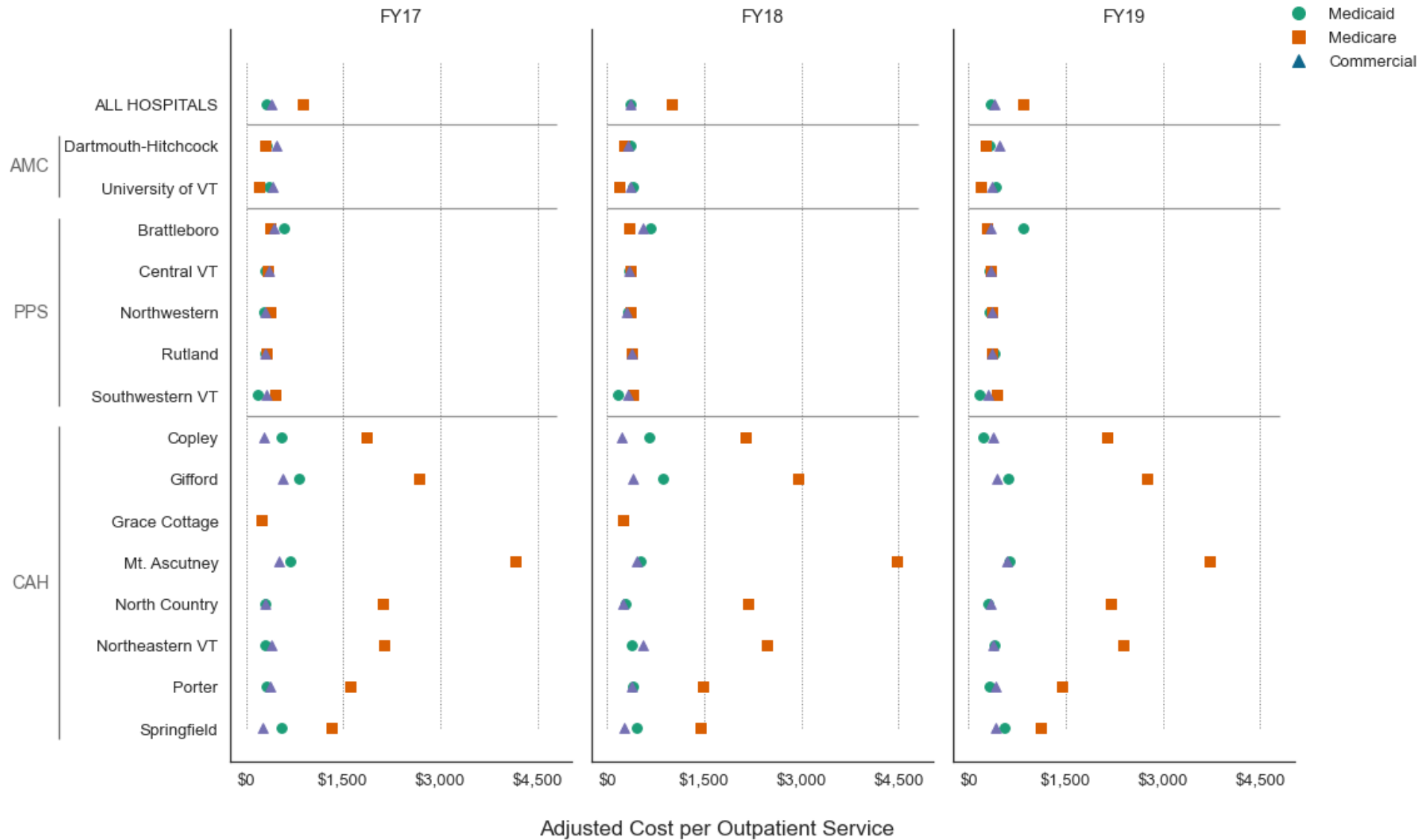
OP = Outpatient, AMC = Academic Medical Center, PPS = Prospective Payment Hospital, CAH = Critical Access Hospital,  
 Source: VHCURES

# Neurostimulator (OP)



OP = Outpatient, AMC = Academic Medical Center, PPS = Prospective Payment Hospital, CAH = Critical Access Hospital,  
 Source: VHCURES

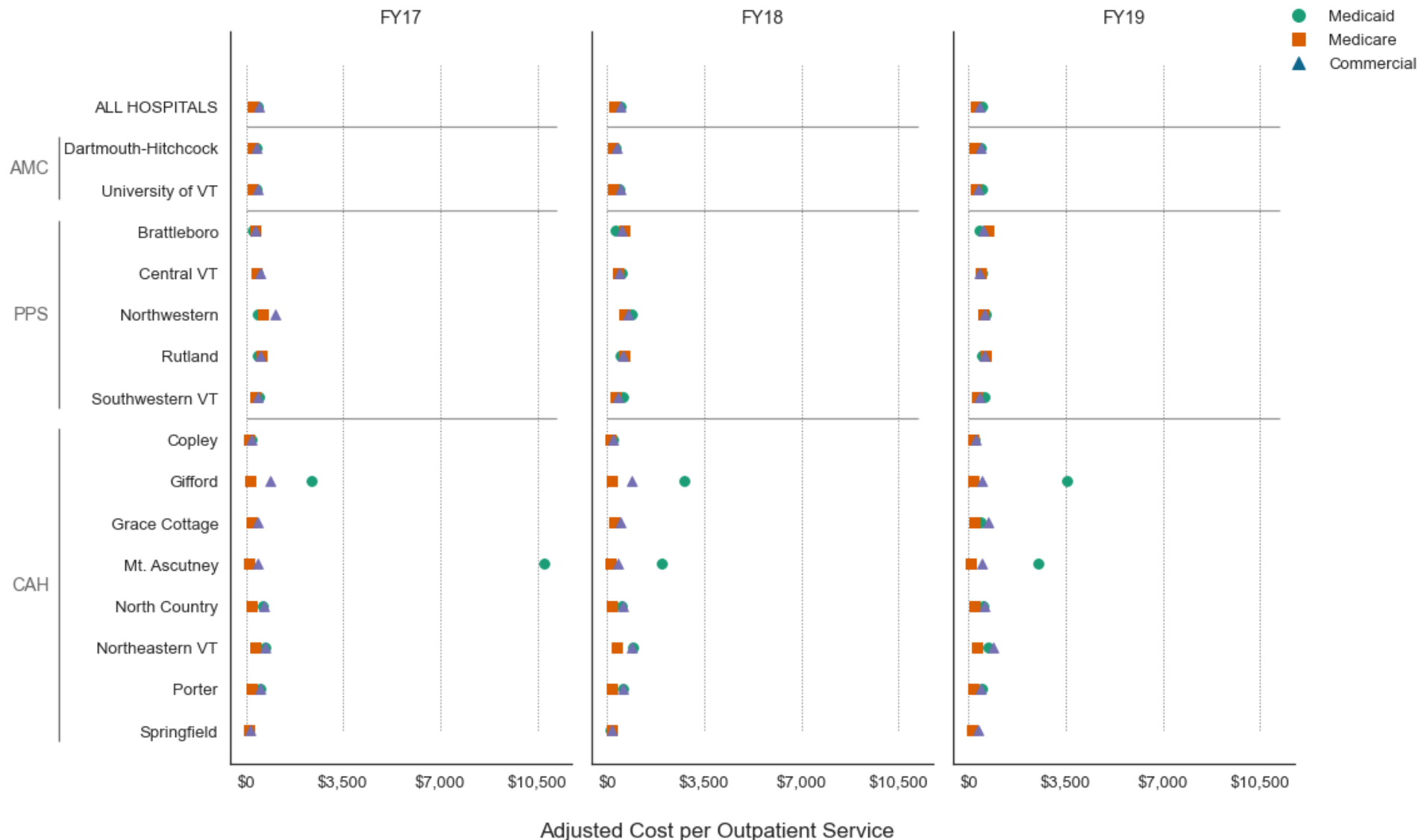
# Ear, Nose, Throat, Eye (OP)



OP = Outpatient, AMC = Academic Medical Center, PPS = Prospective Payment Hospital, CAH = Critical Access Hospital,  
 Source: VHCURES

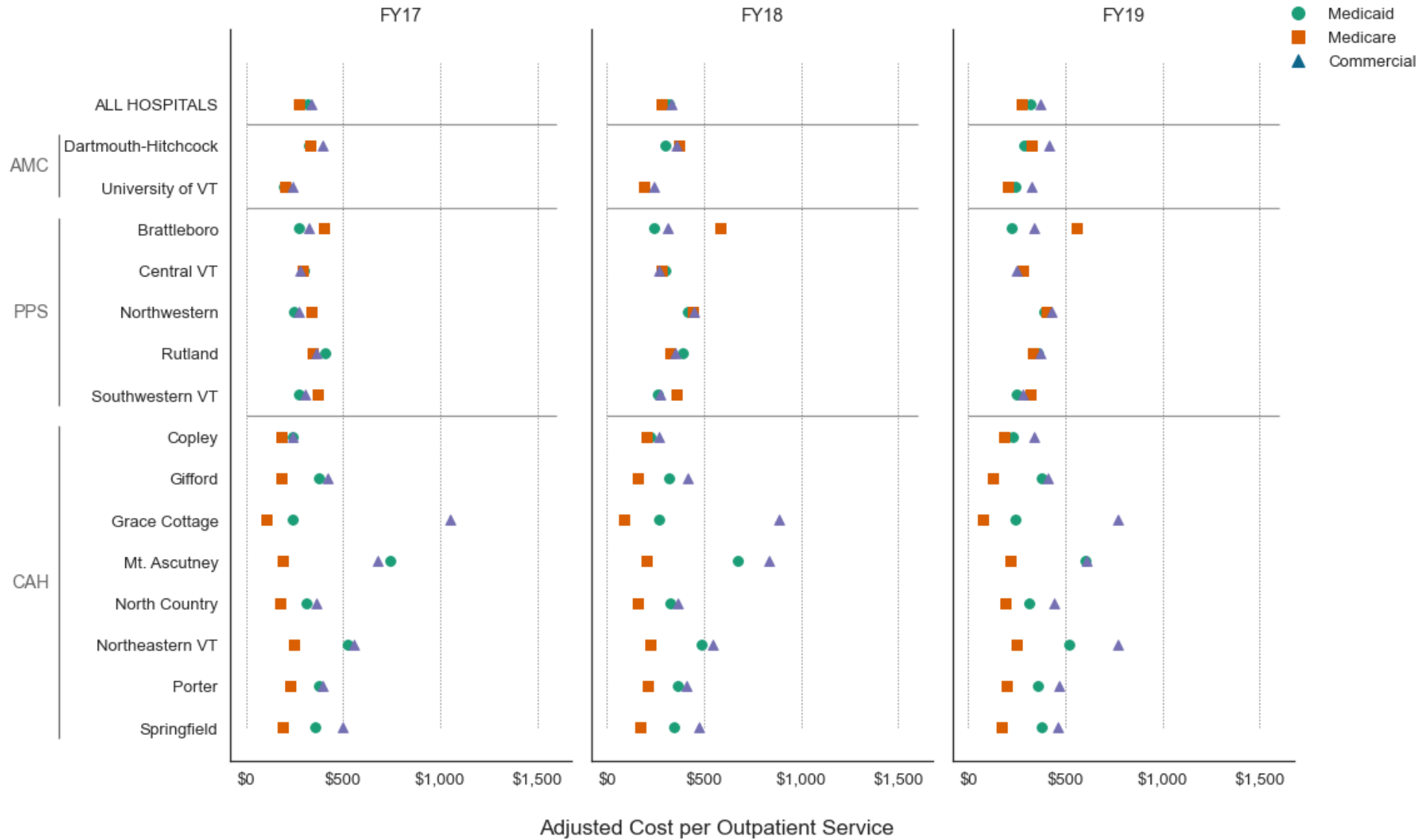


# Skin Procedures (OP)



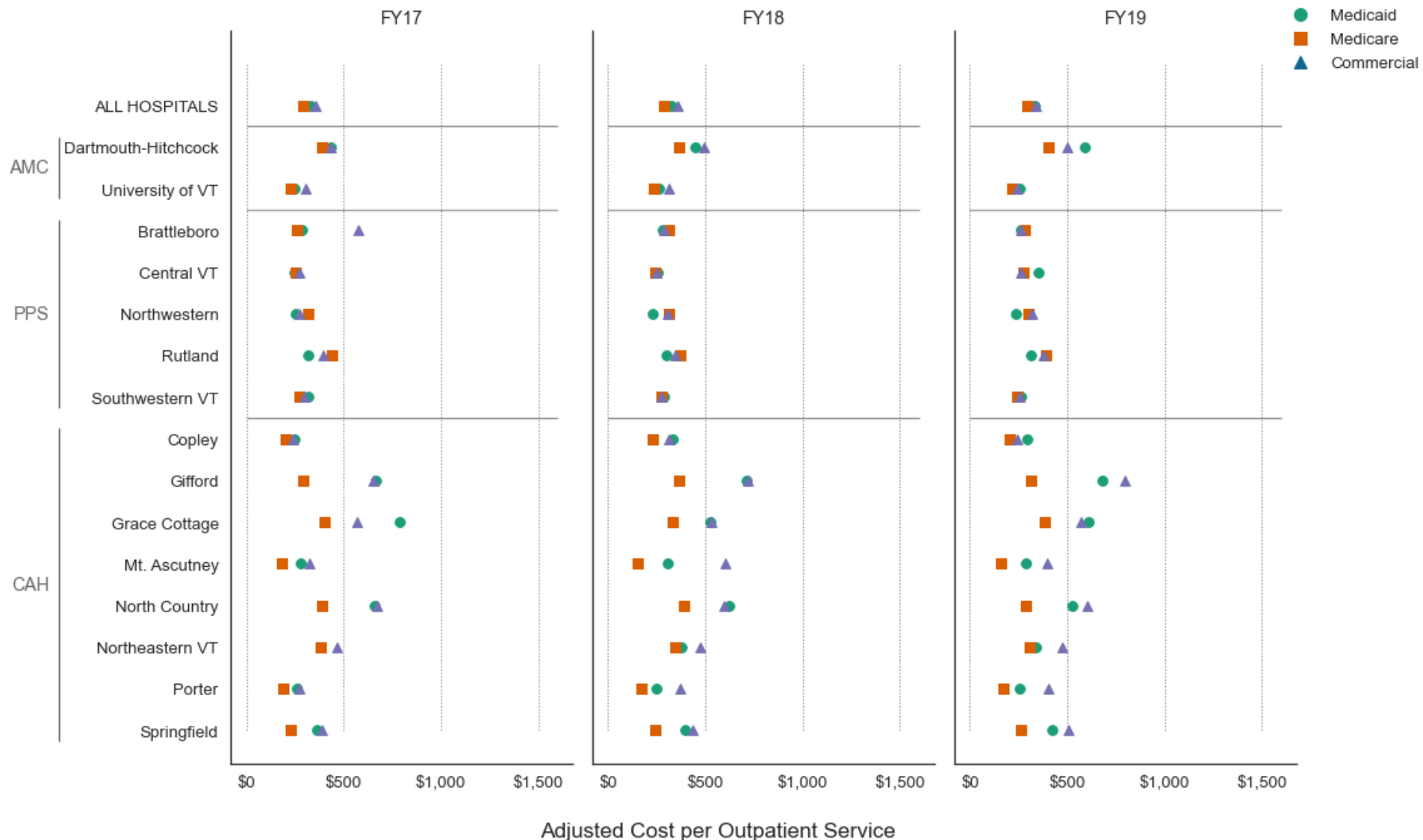
OP = Outpatient, AMC = Academic Medical Center, PPS = Prospective Payment Hospital, CAH = Critical Access Hospital,  
 Source: VHCURES

### Minor Procedures (OP)



OP = Outpatient, AMC = Academic Medical Center, PPS = Prospective Payment Hospital, CAH = Critical Access Hospital,  
Source: VHCURES

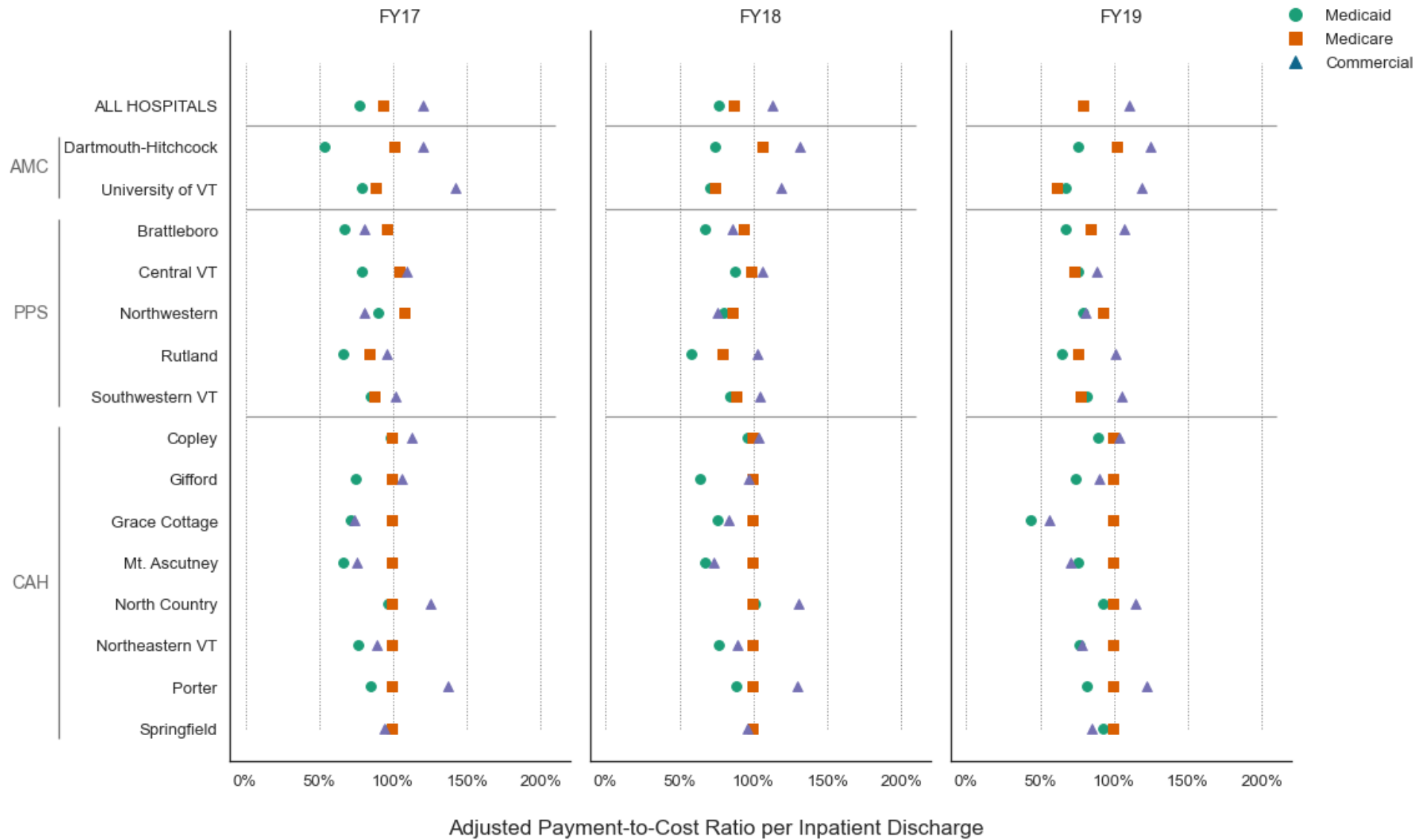
# Drug Administration (OP)



OP = Outpatient, AMC = Academic Medical Center, PPS = Prospective Payment Hospital, CAH = Critical Access Hospital, Source: VHCURES

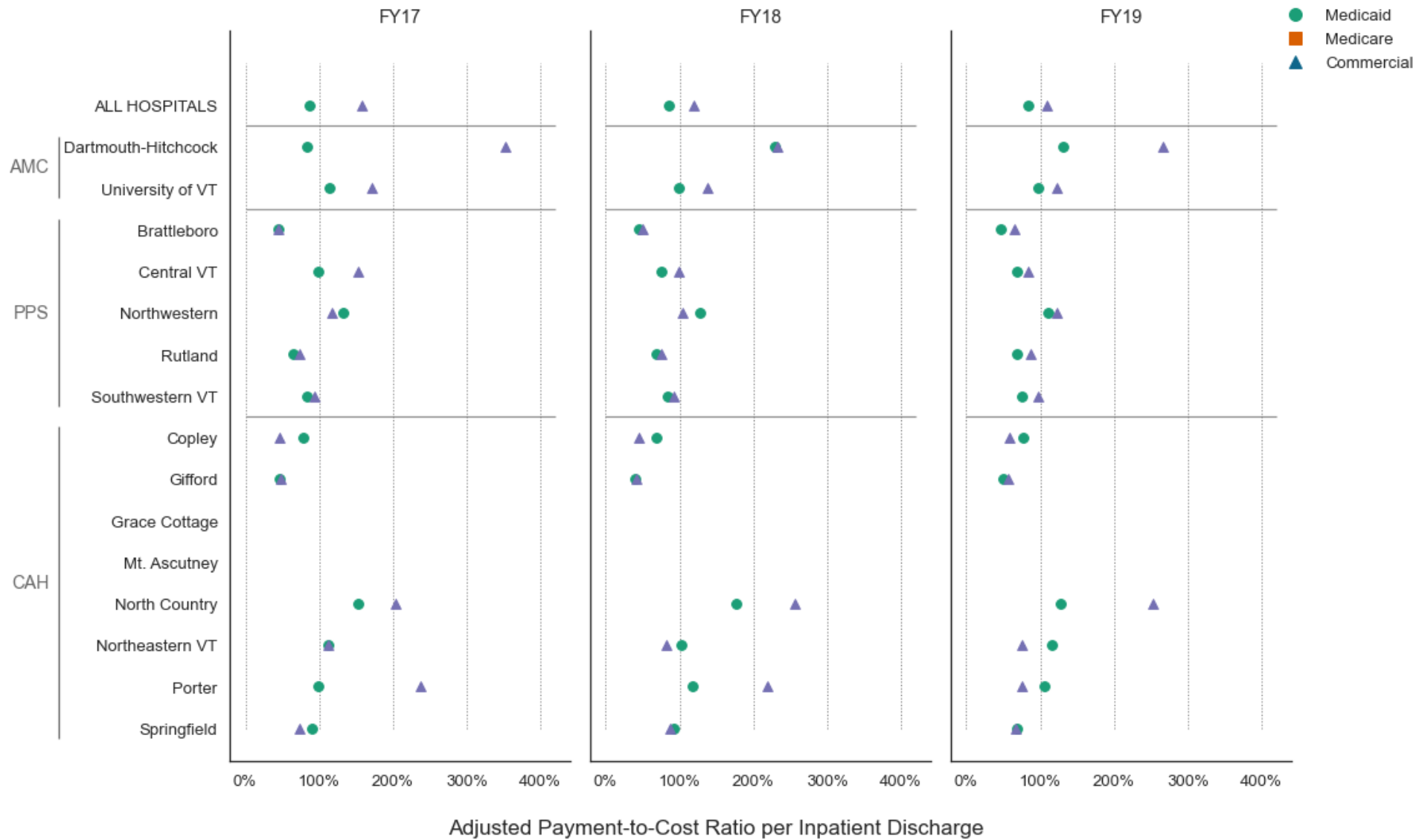
# Cost Coverage per Inpatient Discharge by Type of Discharge and Payer with Case Mix Adjustment

# TOTAL (IP)



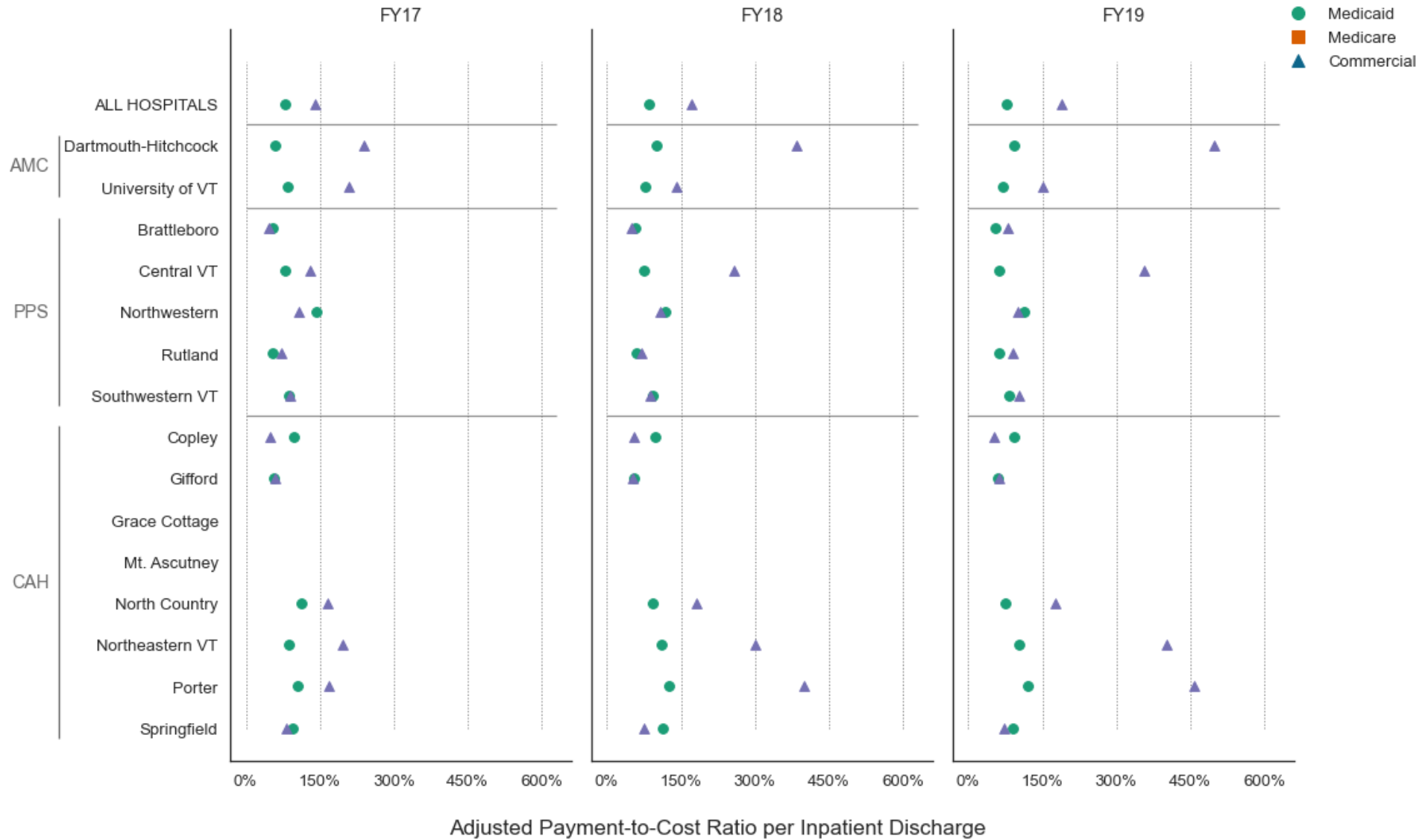
IP = Inpatient, AMC = Academic Medical Center, PPS = Prospective Payment Hospital, CAH = Critical Access Hospital,  
 Source: VHCURES

# Well Babies (IP)



IP = Inpatient, AMC = Academic Medical Center, PPS = Prospective Payment Hospital, CAH = Critical Access Hospital  
 Source: VHCURES

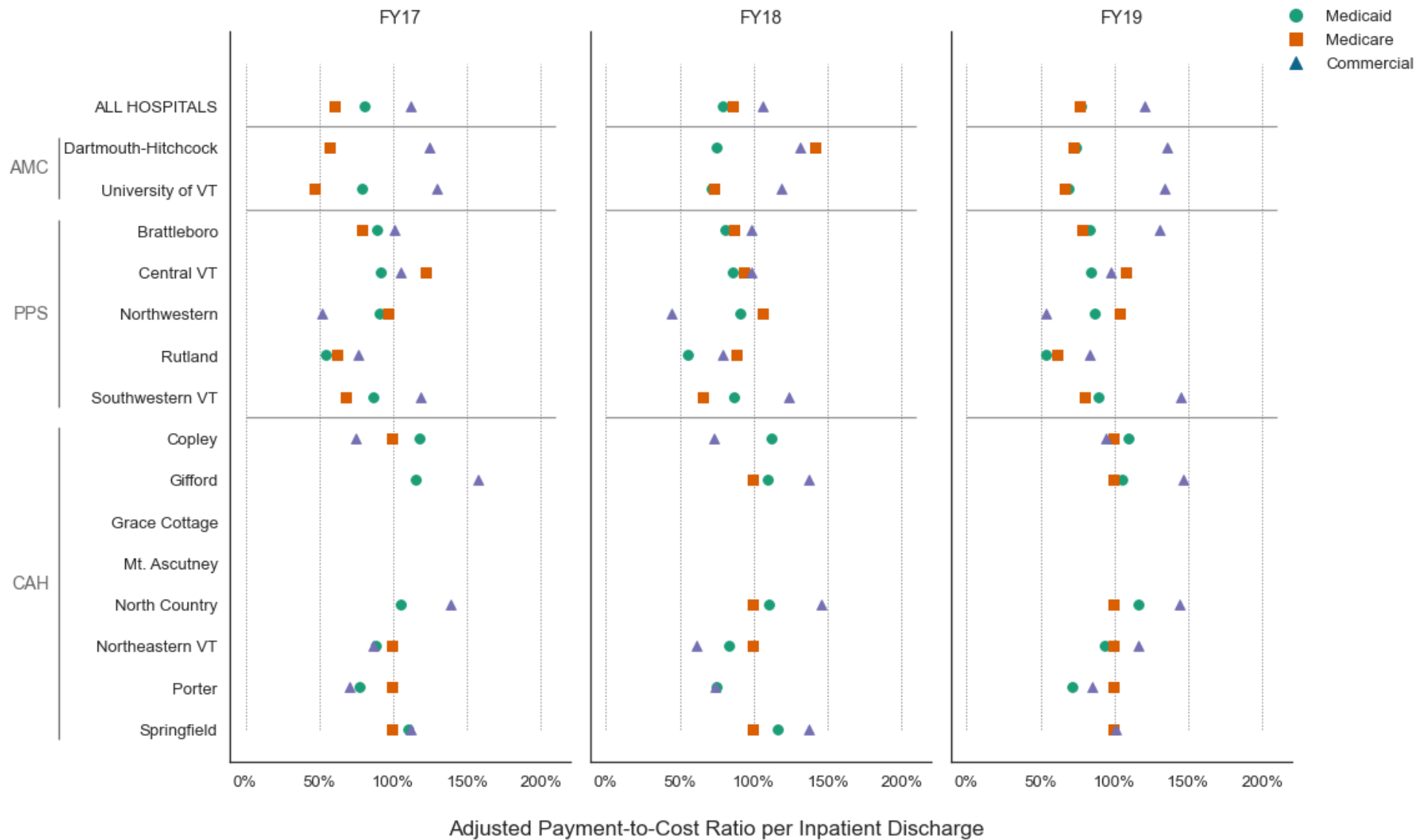
# NICU Babies (IP)



IP = Inpatient, AMC = Academic Medical Center, PPS = Prospective Payment Hospital, CAH = Critical Access Hospital, NICU = Newborn Intensive Care Unit

Source: VHCURES

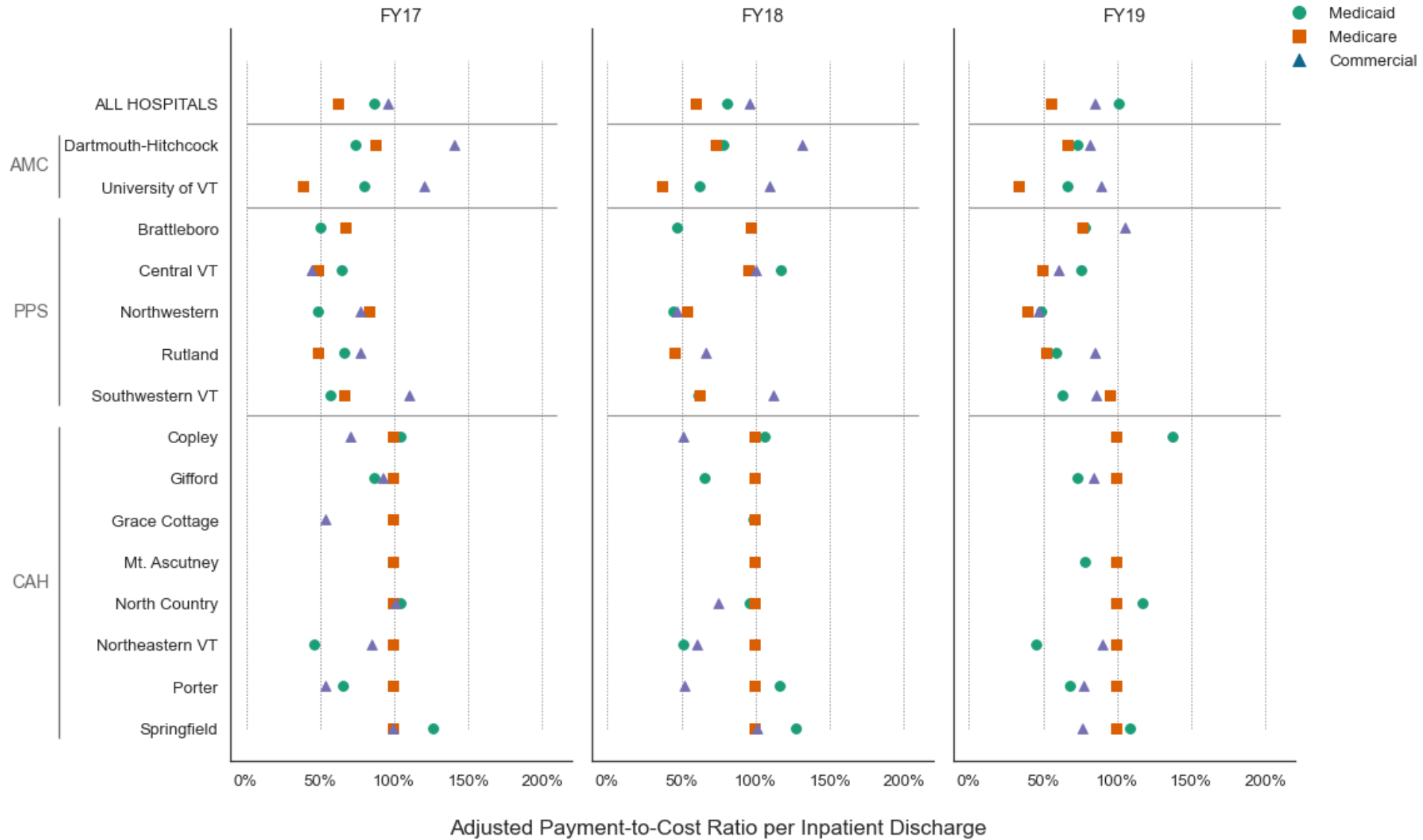
## Deliveries (IP)



IP = Inpatient, AMC = Academic Medical Center, PPS = Prospective Payment Hospital, CAH = Critical Access Hospital,  
 Source: VHCURES



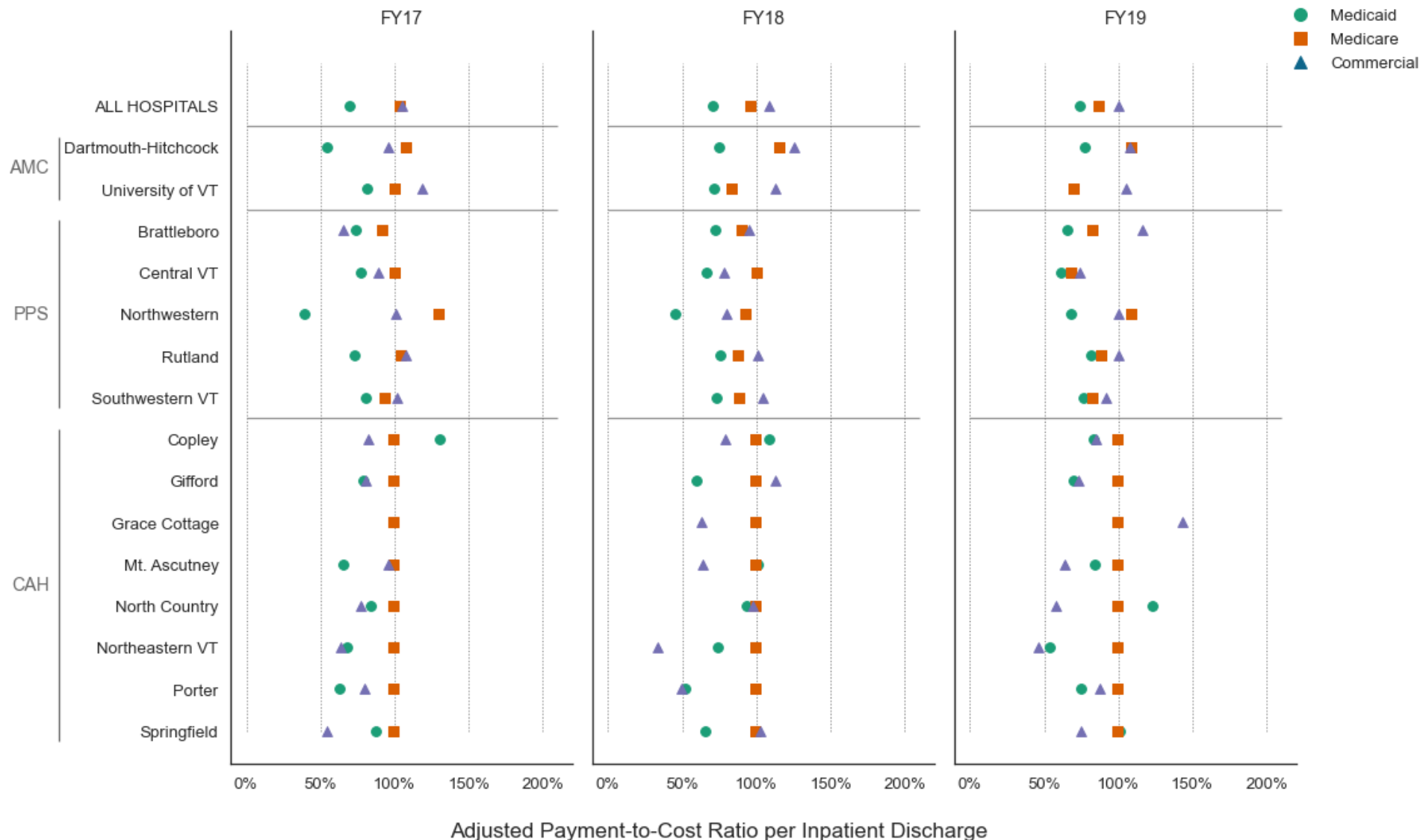
# Mental Health/SUD (IP)



IP = Inpatient, AMC = Academic Medical Center, PPS = Prospective Payment Hospital, CAH = Critical Access Hospital, SUD = Substance Use Disorder

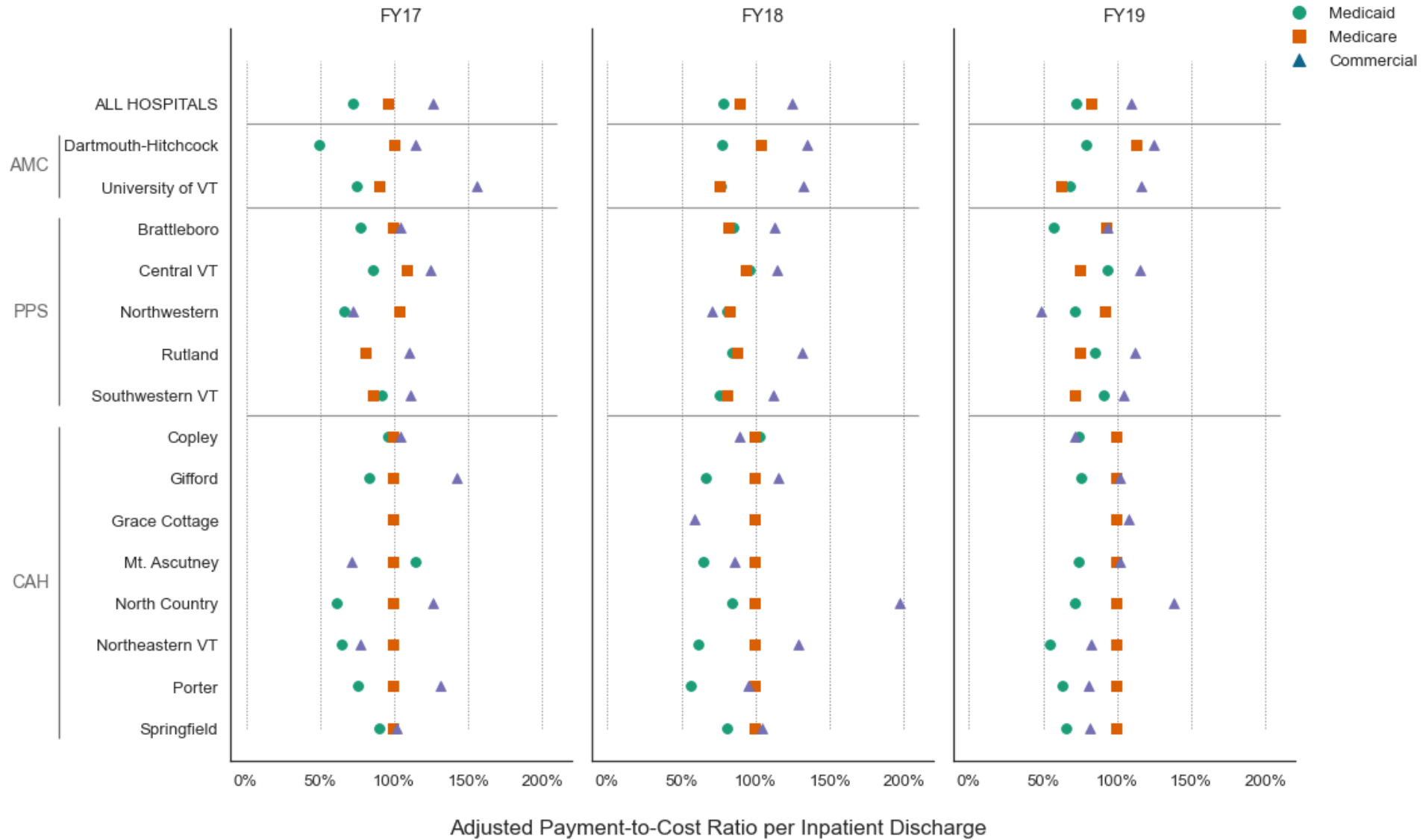
Source: VHCURES

## Circulatory System (IP)



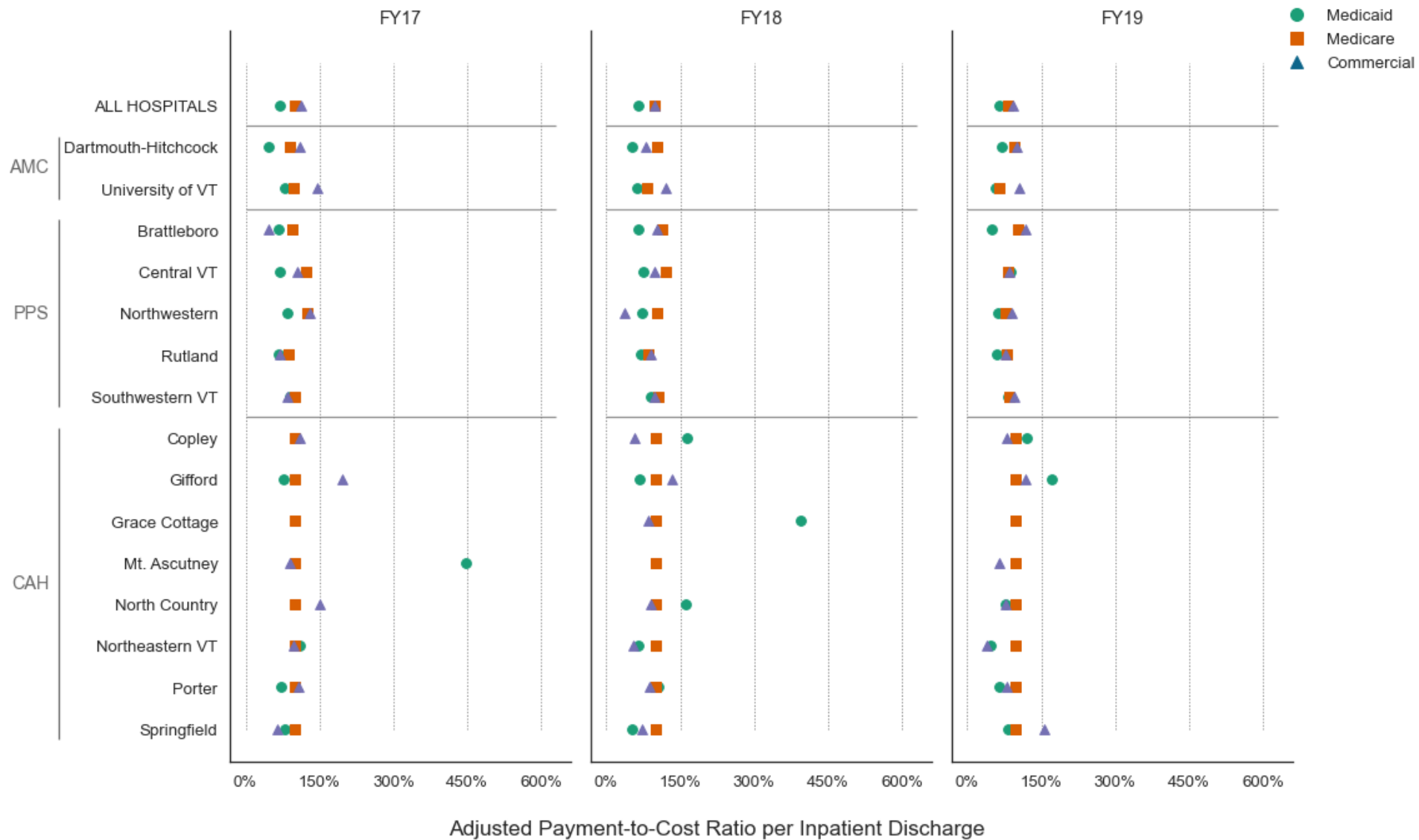
IP = Inpatient, AMC = Academic Medical Center, PPS = Prospective Payment Hospital, CAH = Critical Access Hospital,  
 Source: VHCURES

### Digestive System (IP)



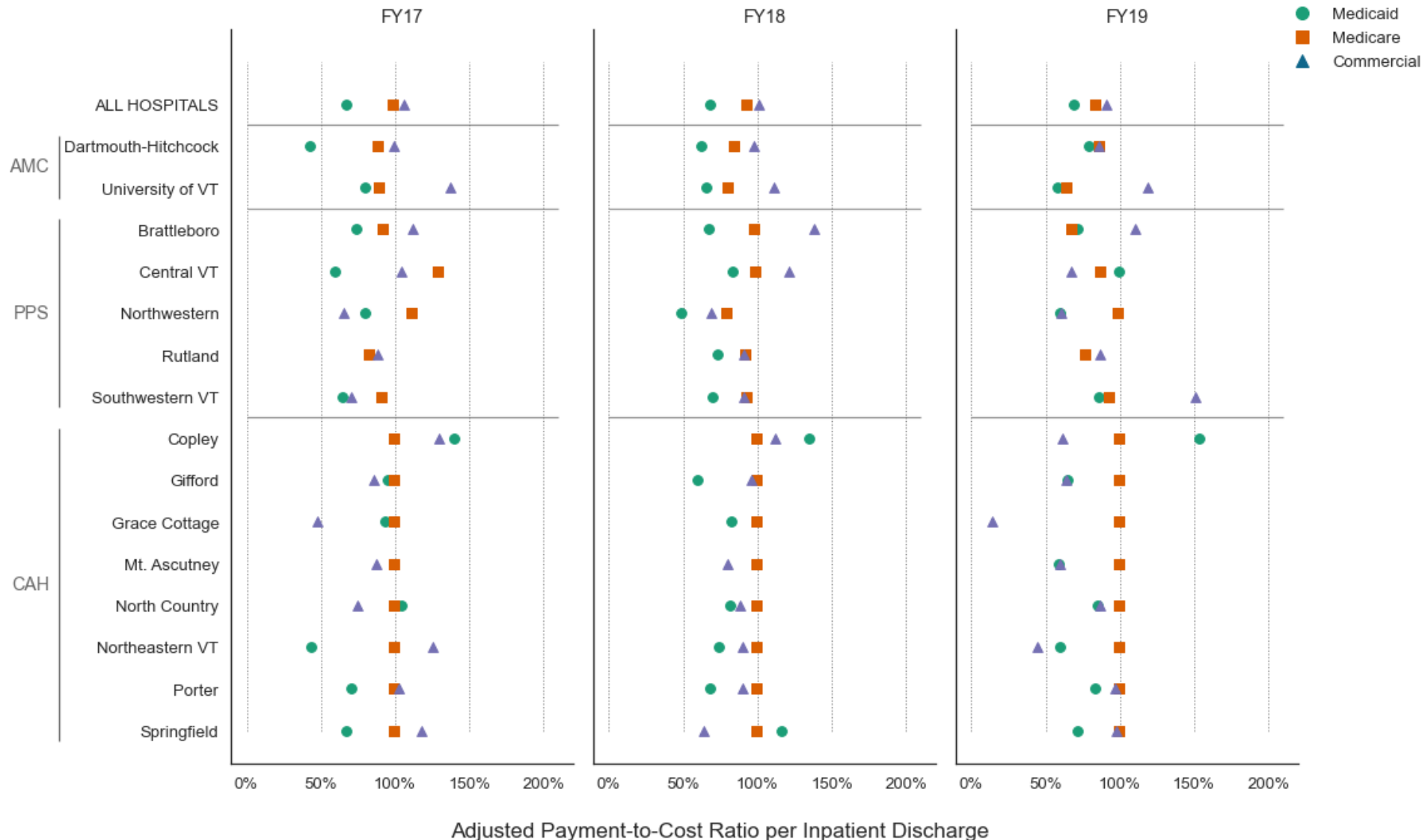
IP = Inpatient, AMC = Academic Medical Center, PPS = Prospective Payment Hospital, CAH = Critical Access Hospital,  
 Source: VHCURES

# Infections (IP)



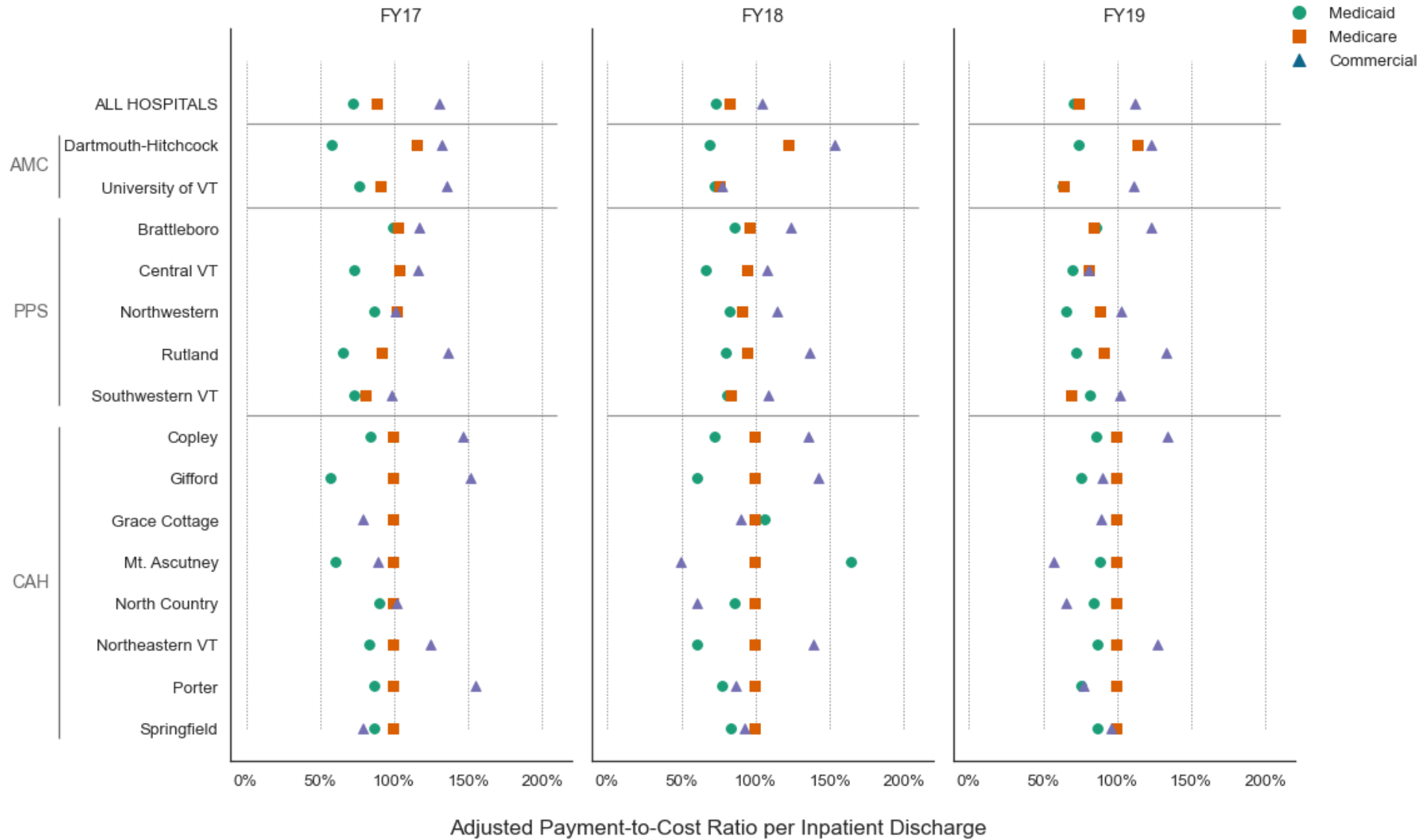
IP = Inpatient, AMC = Academic Medical Center, PPS = Prospective Payment Hospital, CAH = Critical Access Hospital,  
 Source: VHCURES

### Kidney Related (IP)



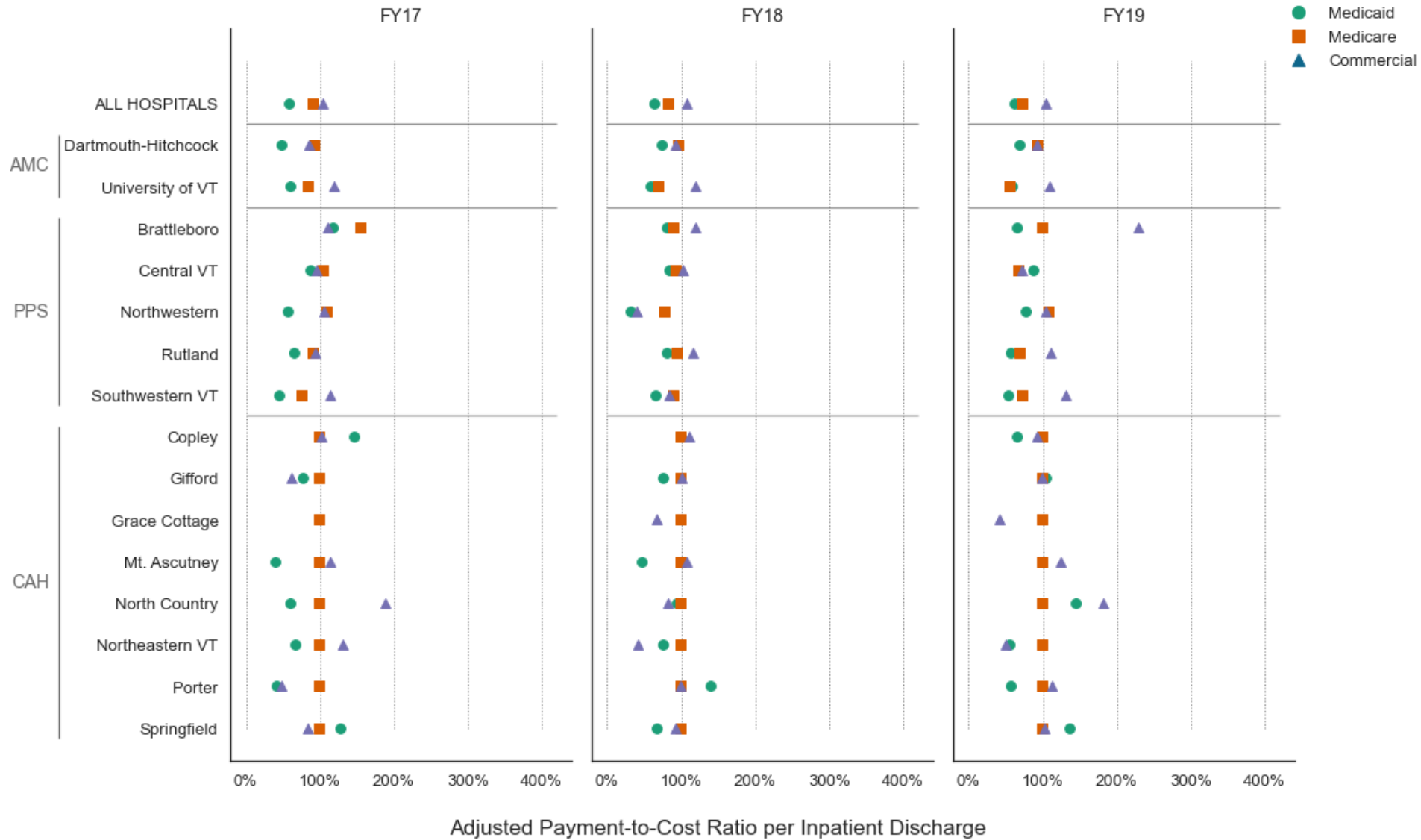
IP = Inpatient, AMC = Academic Medical Center, PPS = Prospective Payment Hospital, CAH = Critical Access Hospital,  
 Source: VHCURES

### Musculoskeletal (IP)



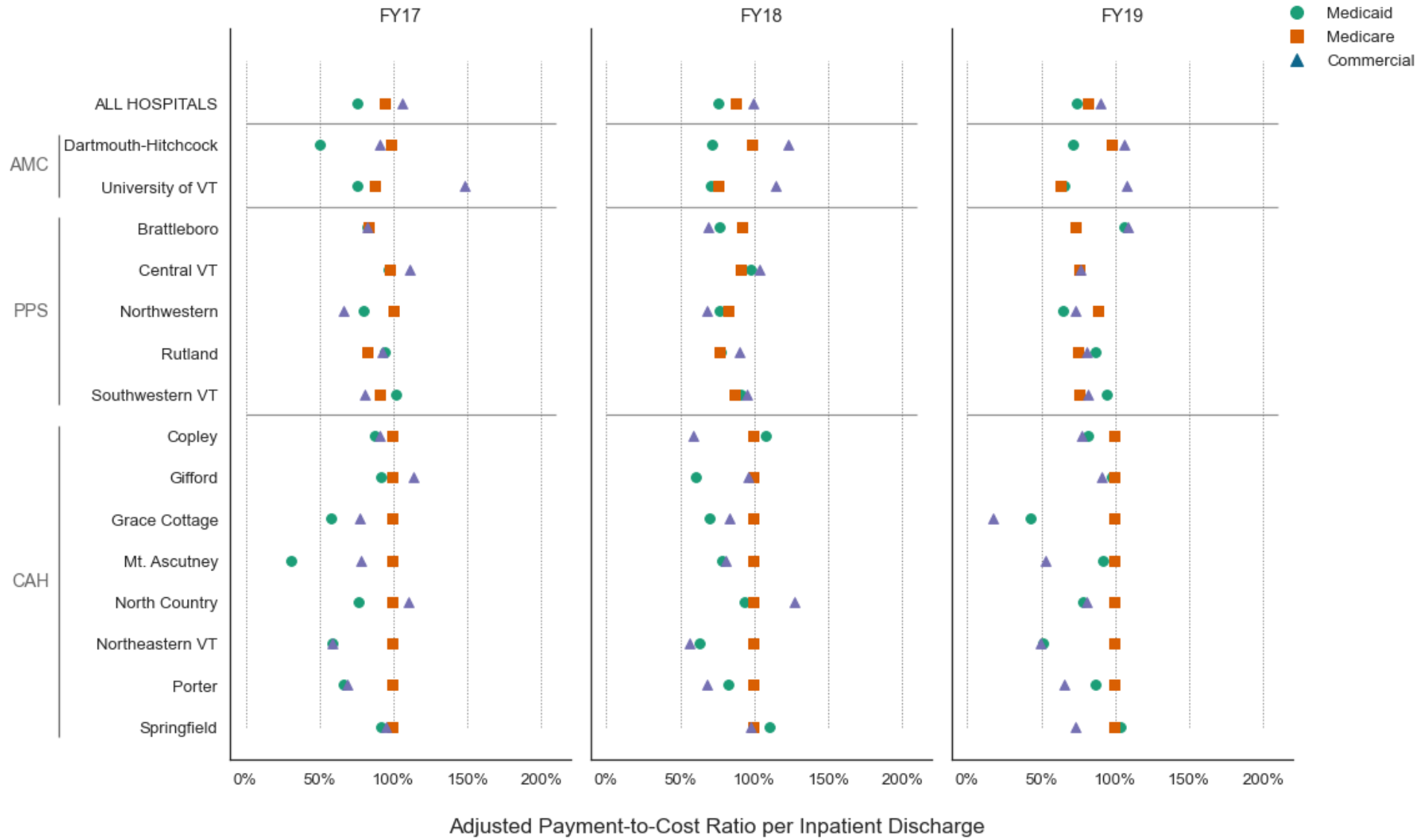
IP = Inpatient, AMC = Academic Medical Center, PPS = Prospective Payment Hospital, CAH = Critical Access Hospital,  
 Source: VHCURES

# Nervous System (IP)



IP = Inpatient, AMC = Academic Medical Center, PPS = Prospective Payment Hospital, CAH = Critical Access Hospital,  
 Source: VHCURES

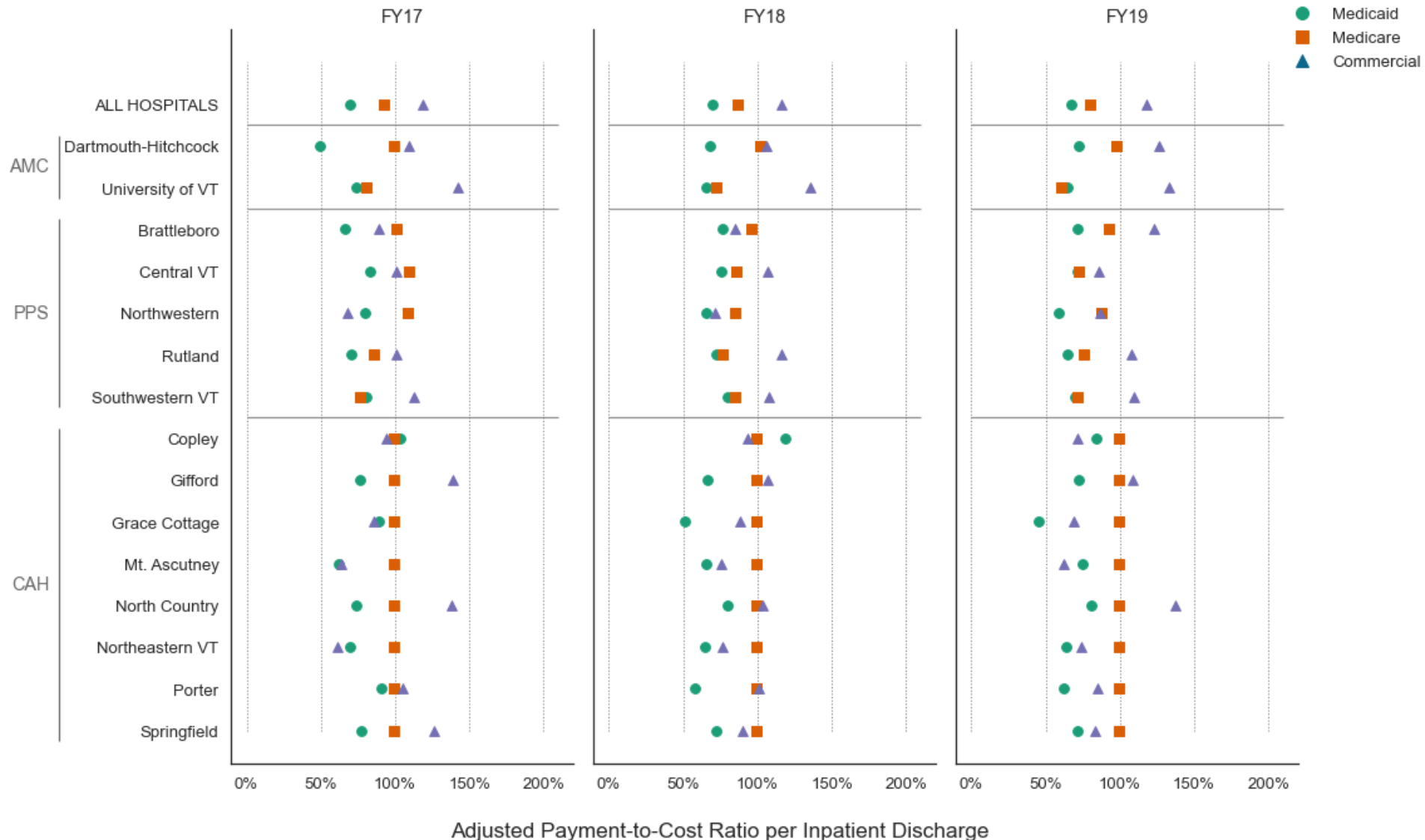
# Respiratory System (IP)



IP = Inpatient, AMC = Academic Medical Center, PPS = Prospective Payment Hospital, CAH = Critical Access Hospital,  
 Source: VHCURES



## All Other (IP)



IP = Inpatient, AMC = Academic Medical Center, PPS = Prospective Payment Hospital, CAH = Critical Access Hospital,  
 Source: VHCURES

# Cost Coverage per Outpatient Service by Type of Service and Payer with Cost Mix Adjustment

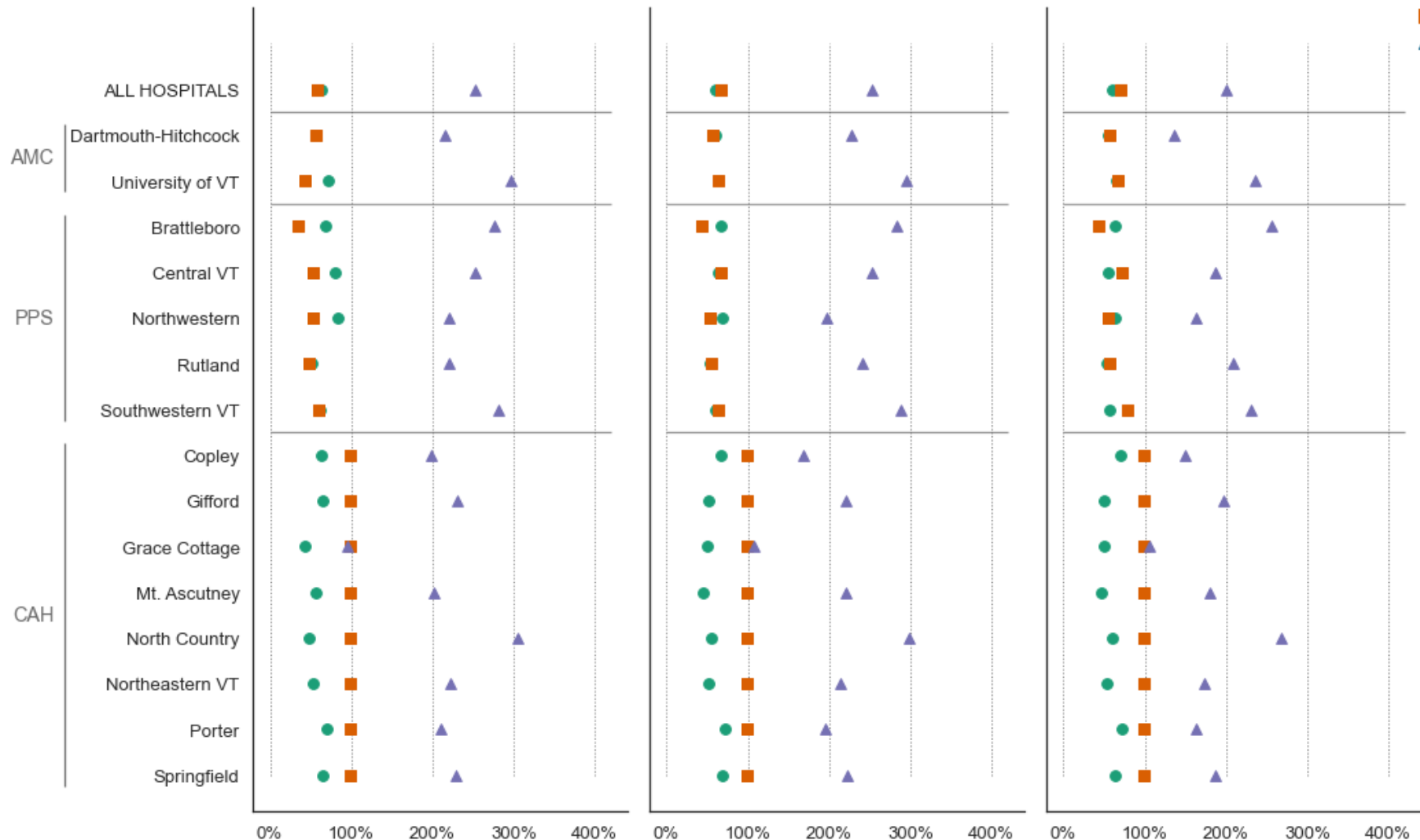
# TOTAL (OP)

FY17

FY18

FY19

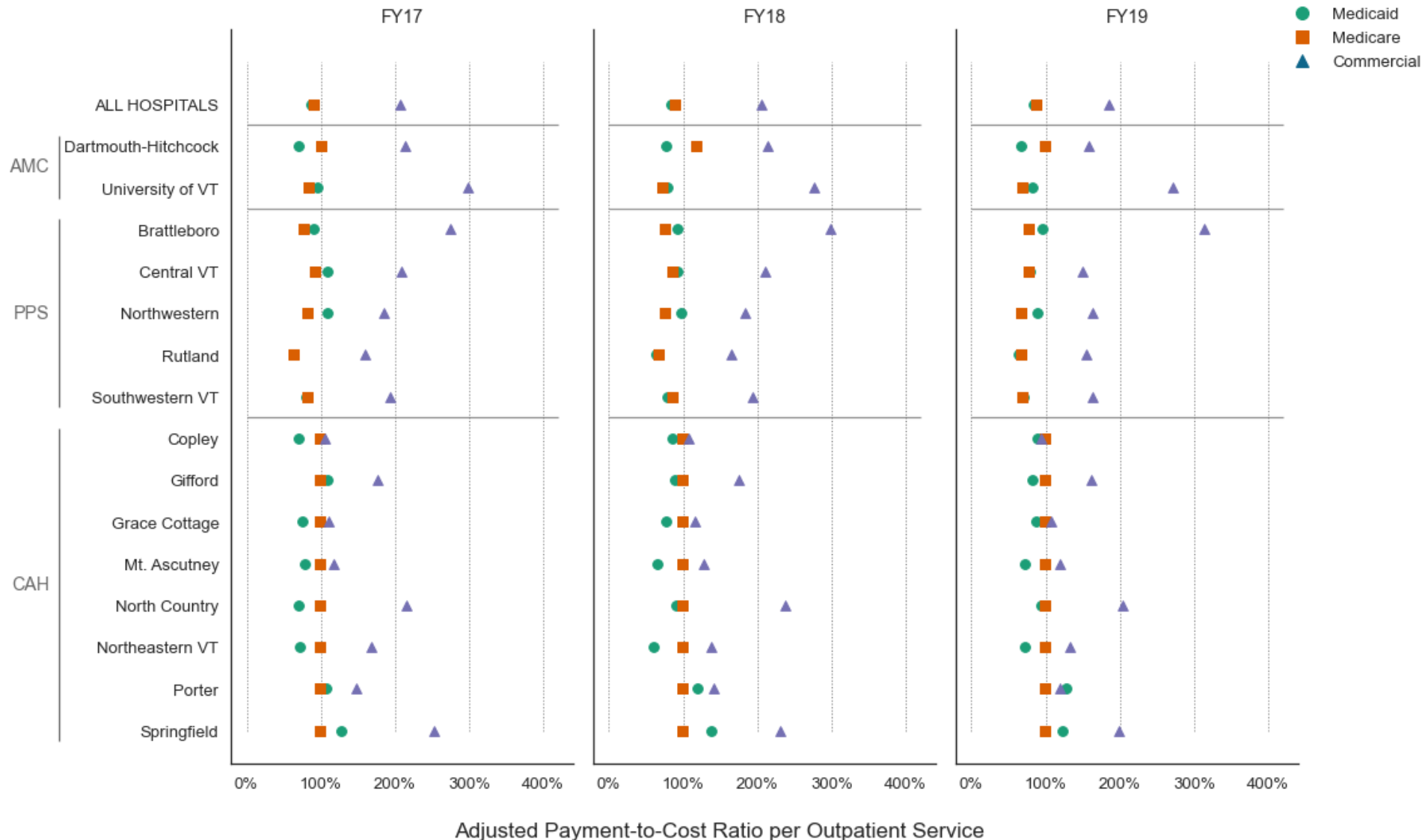
- Medicaid
- Medicare
- ▲ Commercial



Adjusted Payment-to-Cost Ratio per Outpatient Service

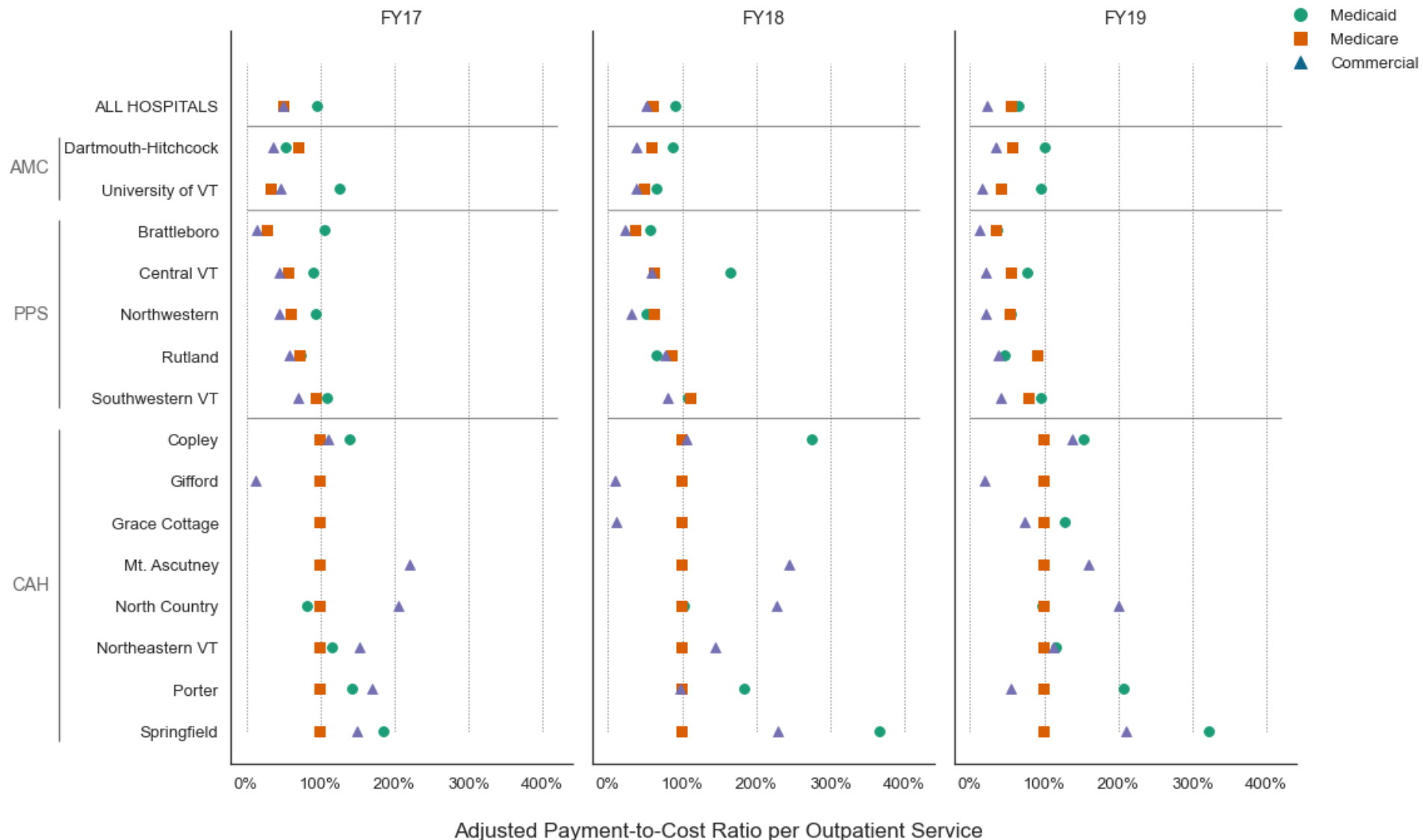
OP = Outpatient, AMC = Academic Medical Center, PPS = Prospective Payment Hospital, CAH = Critical Access Hospital,  
 Source: VHCURES

## ED Visits (OP)



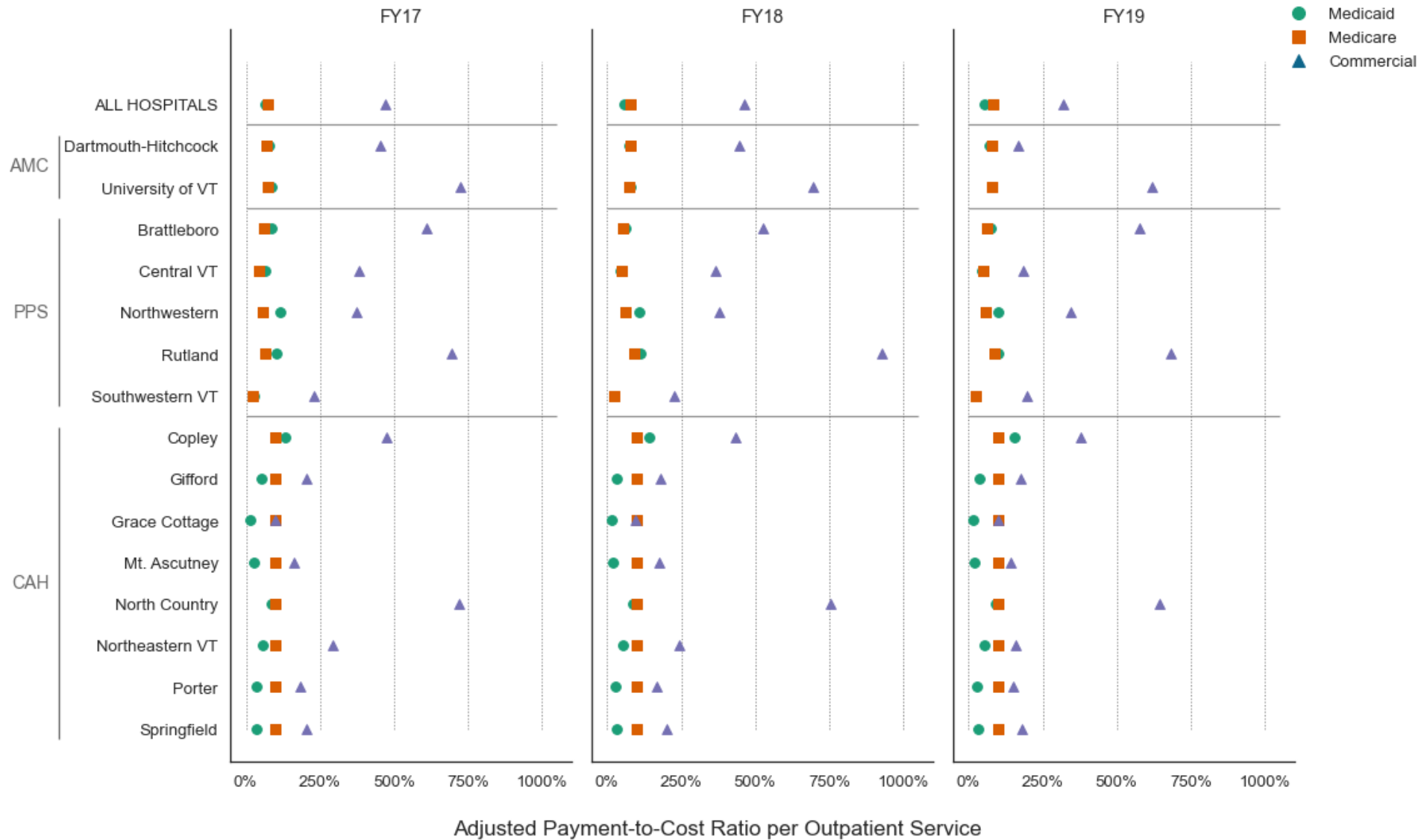
OP = Outpatient, AMC = Academic Medical Center, PPS = Prospective Payment Hospital, CAH = Critical Access Hospital,  
 ED = Emergency Department  
 Source: VHCURES

### Clinic Visits (OP)



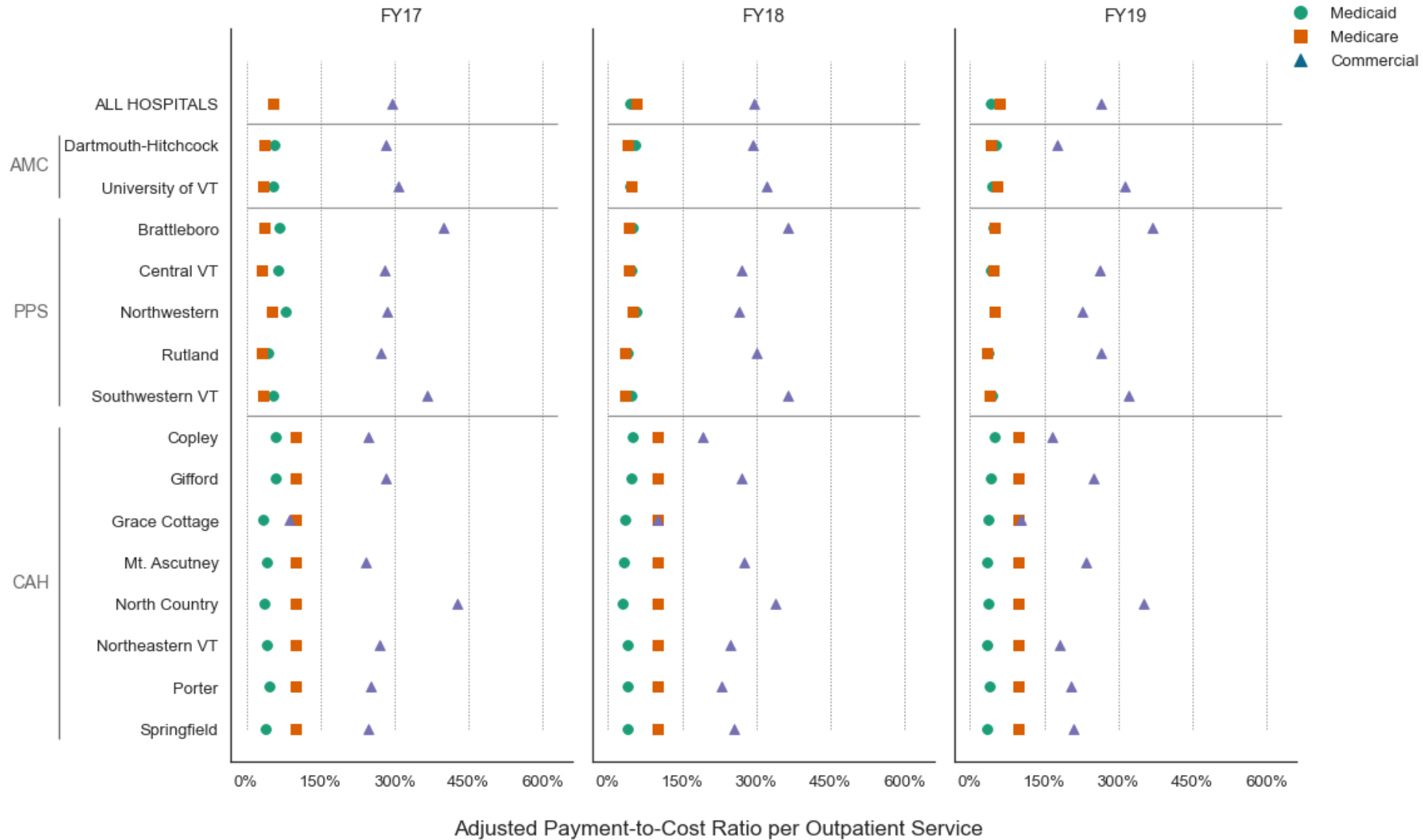
OP = Outpatient, AMC = Academic Medical Center, PPS = Prospective Payment Hospital, CAH = Critical Access Hospital,  
 Source: VHCURES

# Imaging with Contrast (OP)



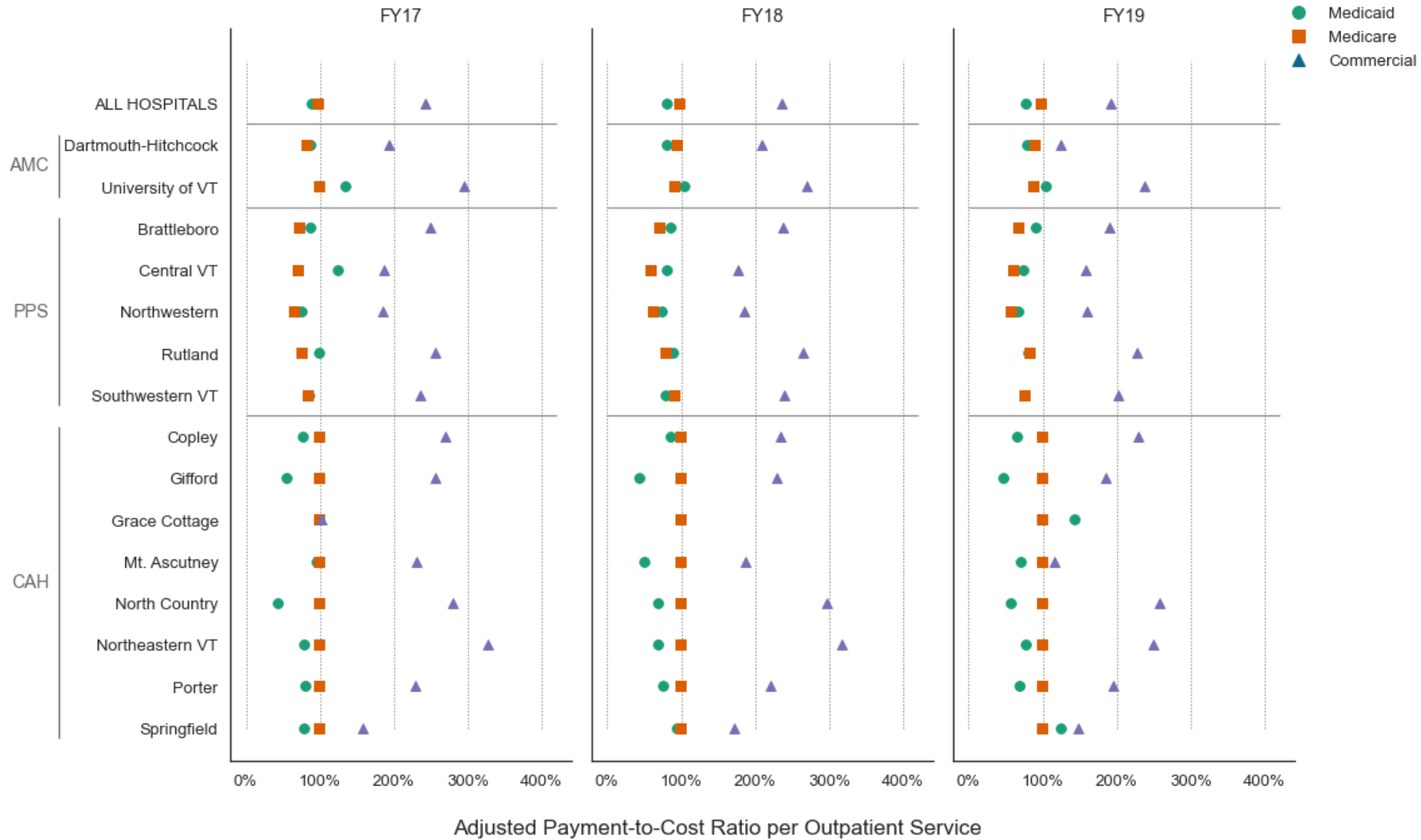
OP = Outpatient, AMC = Academic Medical Center, PPS = Prospective Payment Hospital, CAH = Critical Access Hospital, Source: VHCURES

# Imaging without Contrast (OP)



OP = Outpatient, AMC = Academic Medical Center, PPS = Prospective Payment Hospital, CAH = Critical Access Hospital,  
 Source: VHCURES

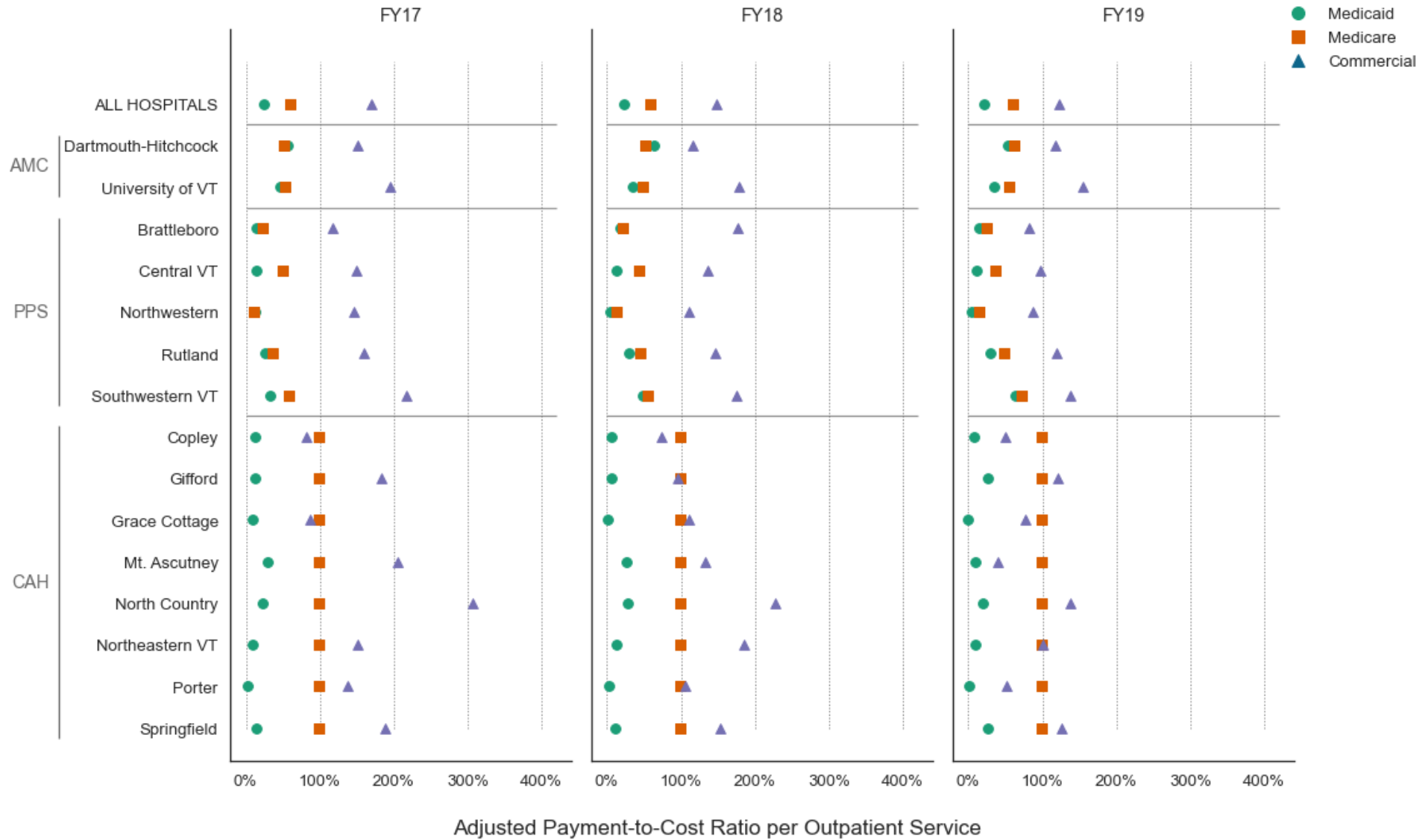
# Musculoskeletal Procedures (OP)



OP = Outpatient, AMC = Academic Medical Center, PPS = Prospective Payment Hospital, CAH = Critical Access Hospital,  
 Source: VHCURES

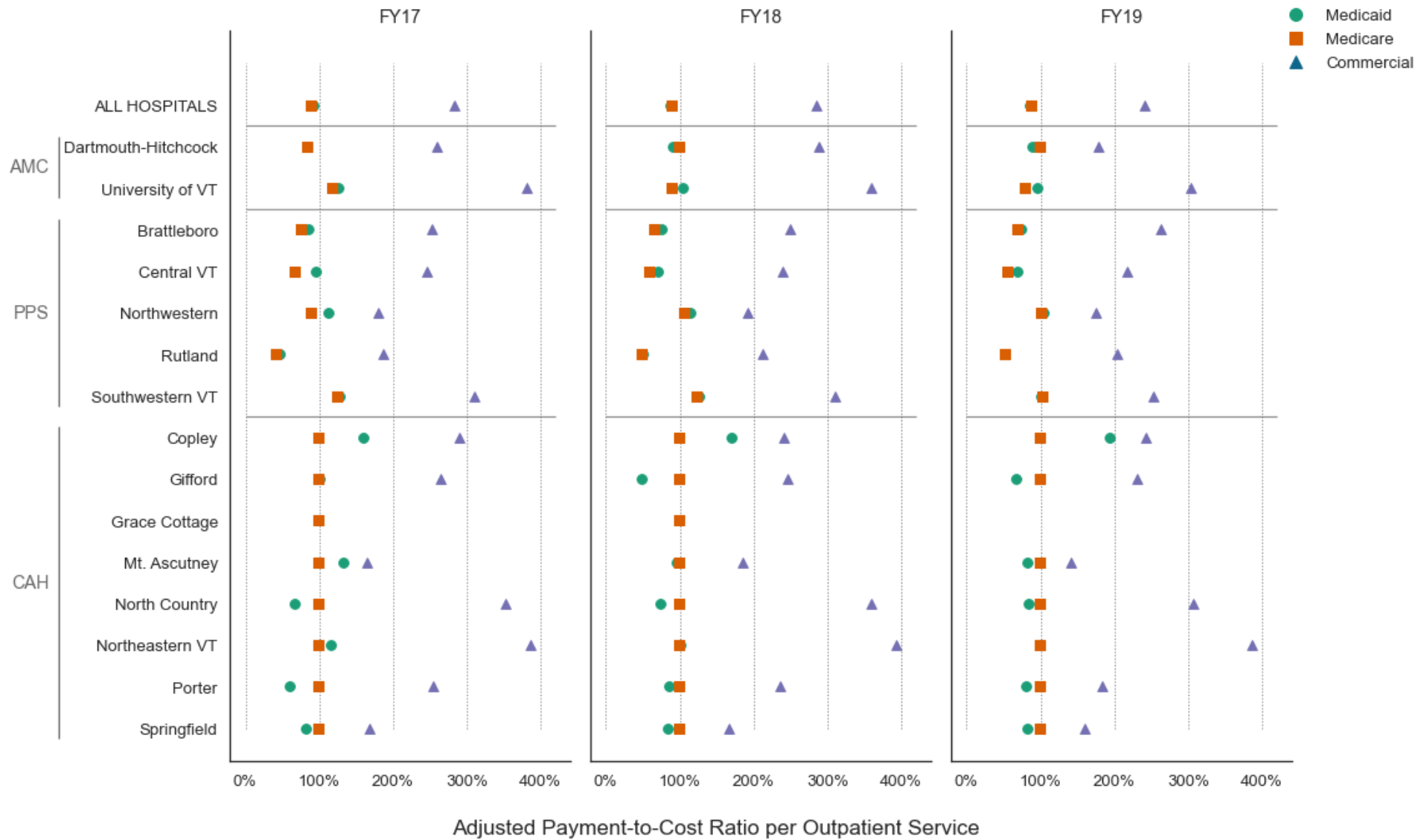


# Cardiac Procedures (OP)



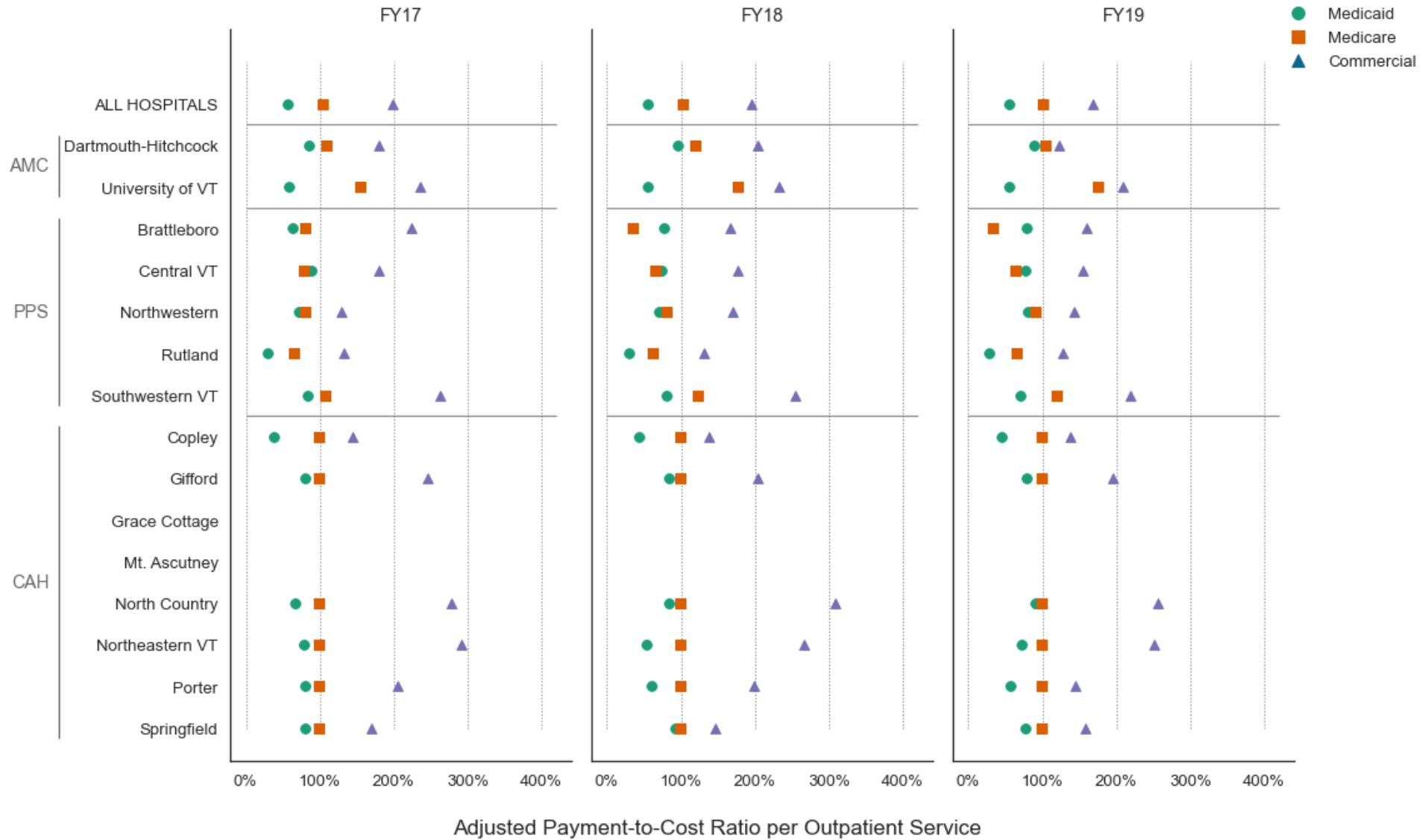
OP = Outpatient, AMC = Academic Medical Center, PPS = Prospective Payment Hospital, CAH = Critical Access Hospital,  
 Source: VHCURES

# GI Procedures (OP)



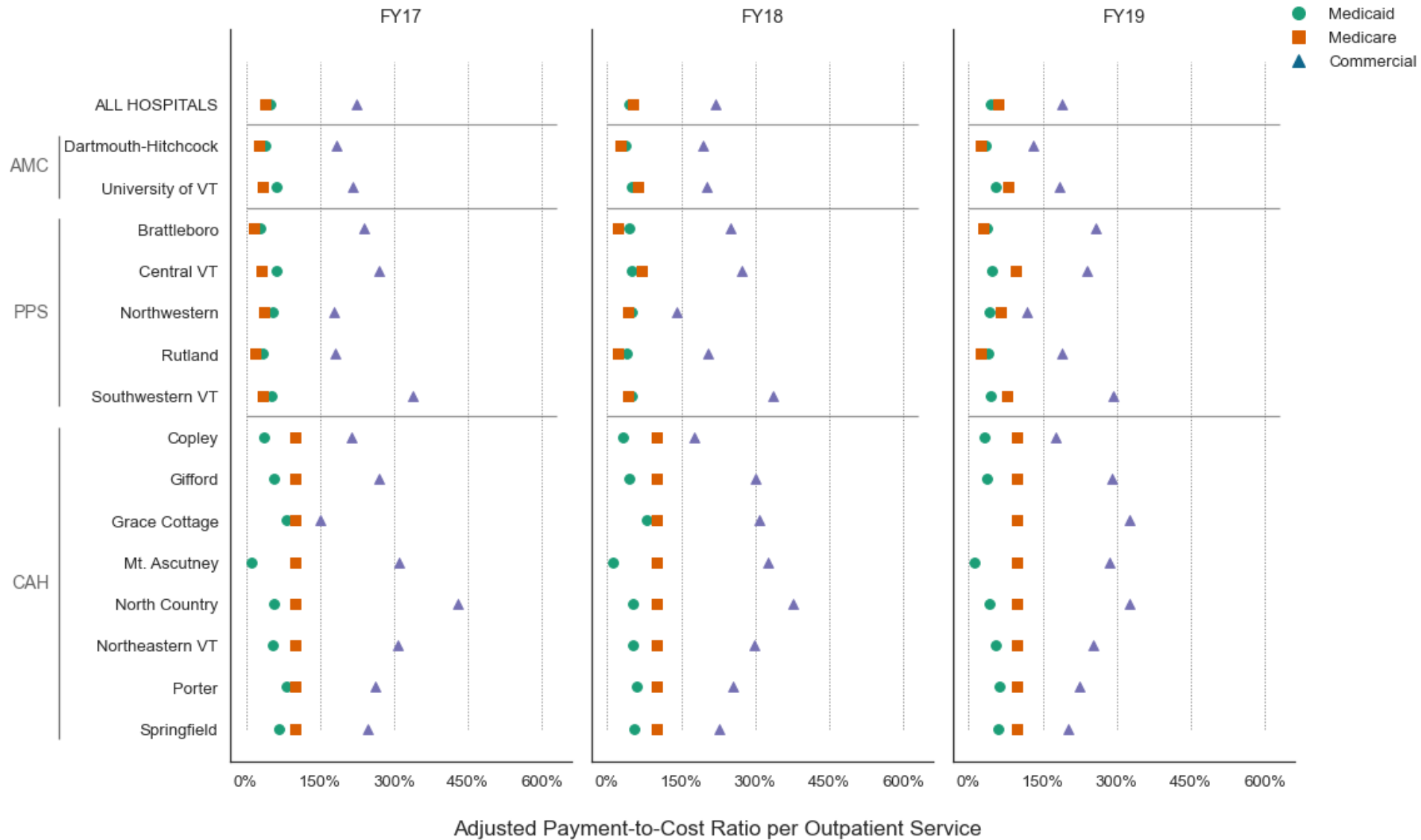
OP = Outpatient, AMC = Academic Medical Center, PPS = Prospective Payment Hospital, CAH = Critical Access Hospital,  
 GI = Gastrointestinal  
 Source: VHCURES

# Urology (OP)



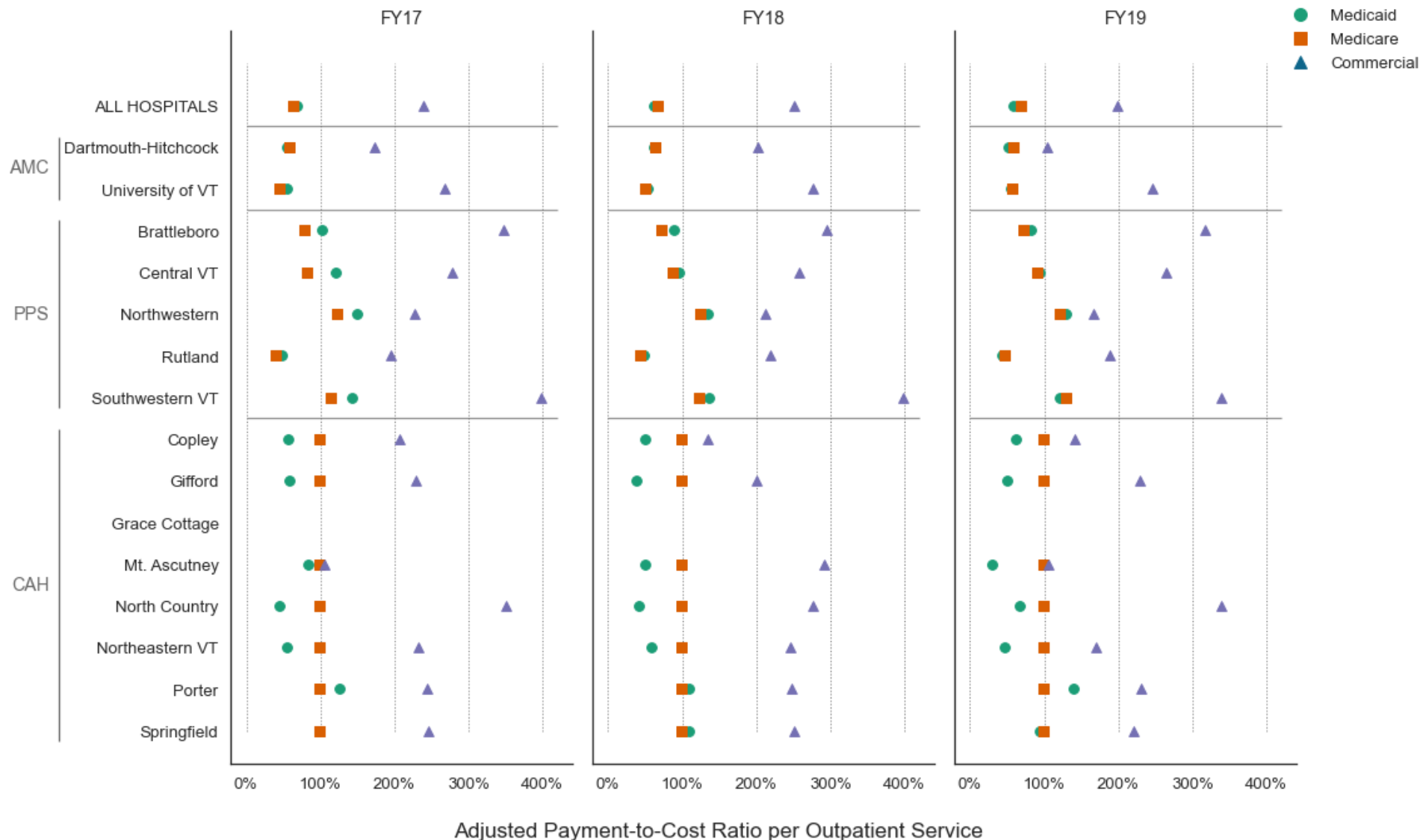
OP = Outpatient, AMC = Academic Medical Center, PPS = Prospective Payment Hospital, CAH = Critical Access Hospital,  
 Source: VHCURES

# Pathology (OP)



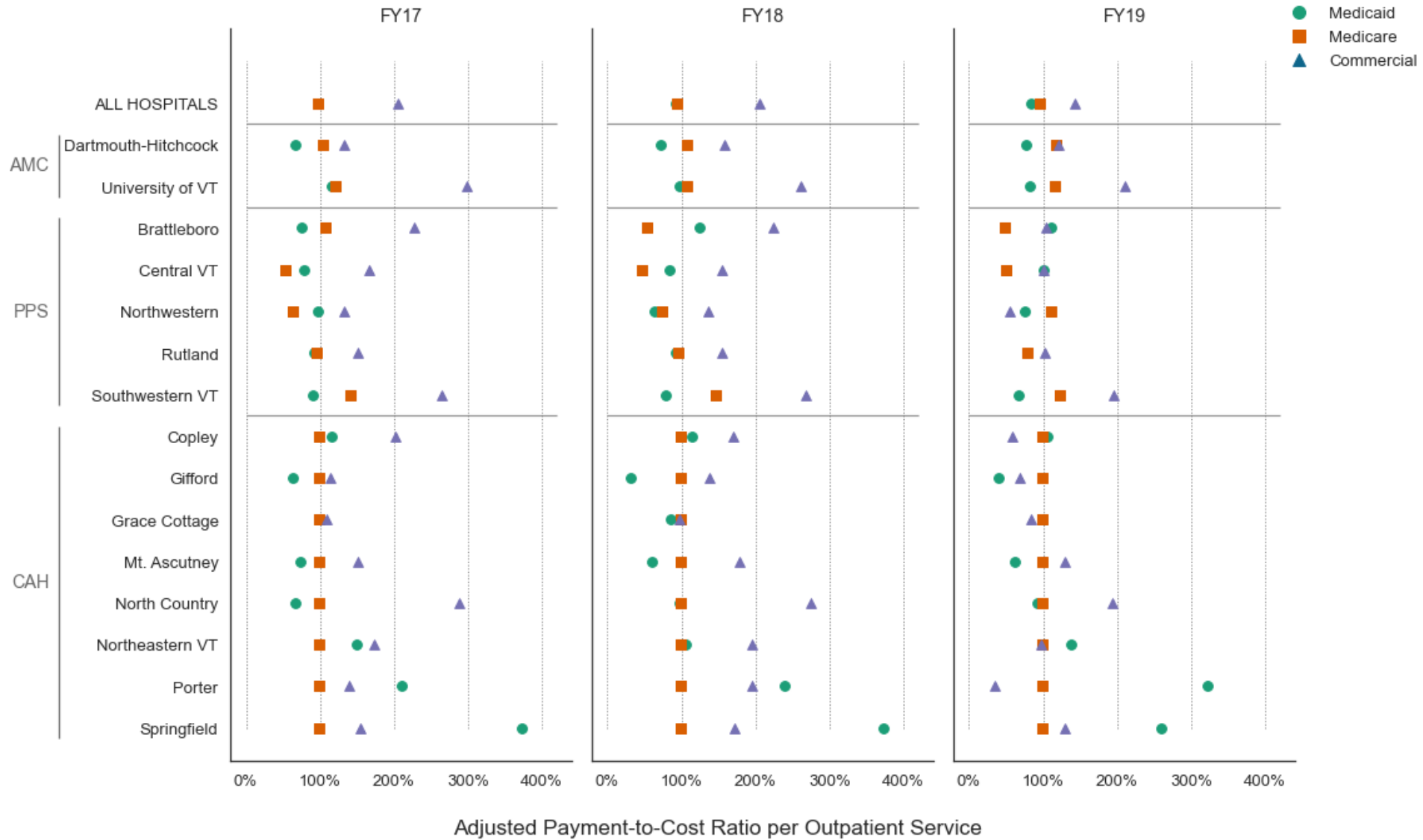
OP = Outpatient, AMC = Academic Medical Center, PPS = Prospective Payment Hospital, CAH = Critical Access Hospital,  
 Source: VHCURES

# Radiation (OP)



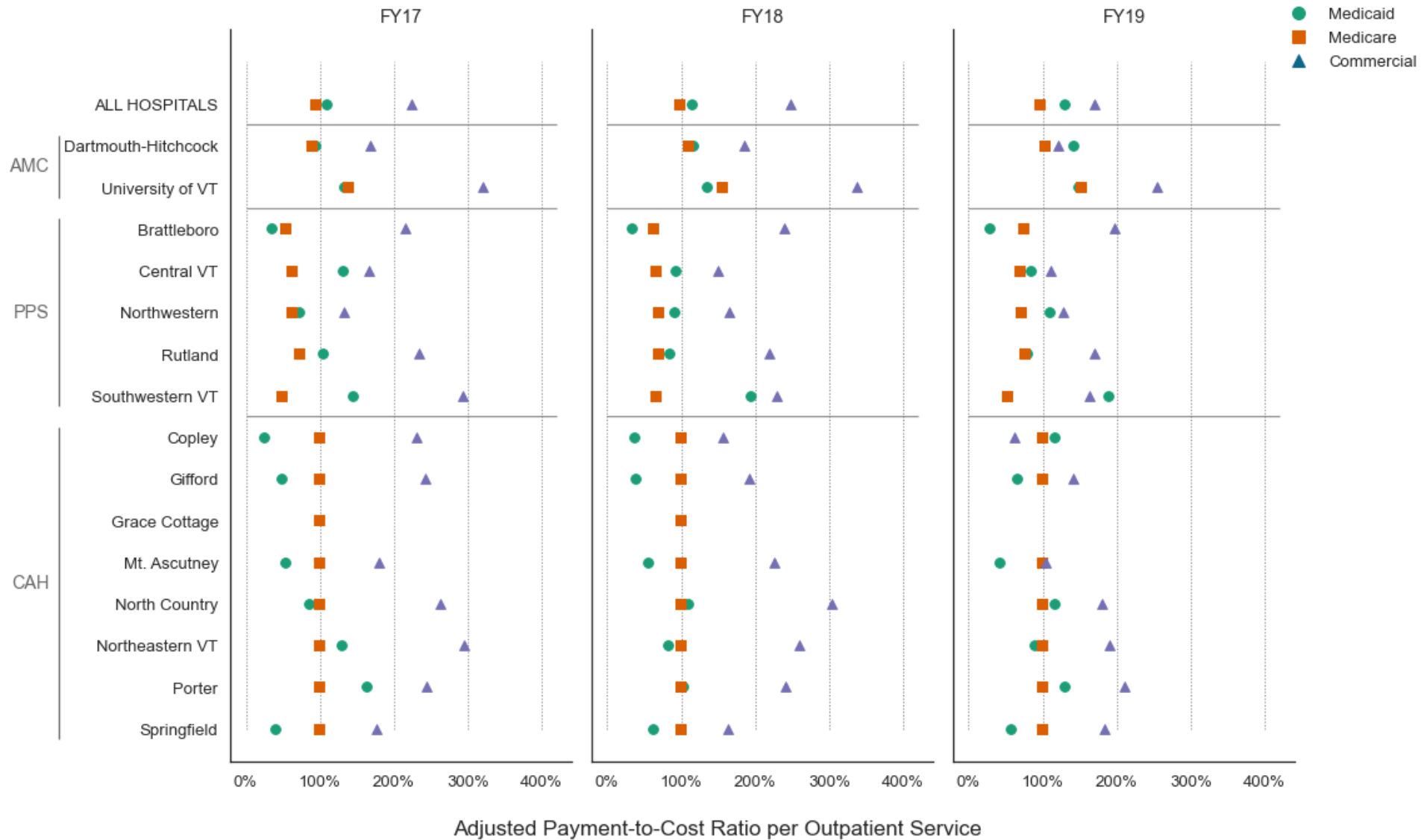
OP = Outpatient, AMC = Academic Medical Center, PPS = Prospective Payment Hospital, CAH = Critical Access Hospital,  
 Source: VHCURES

# Neurostimulator (OP)



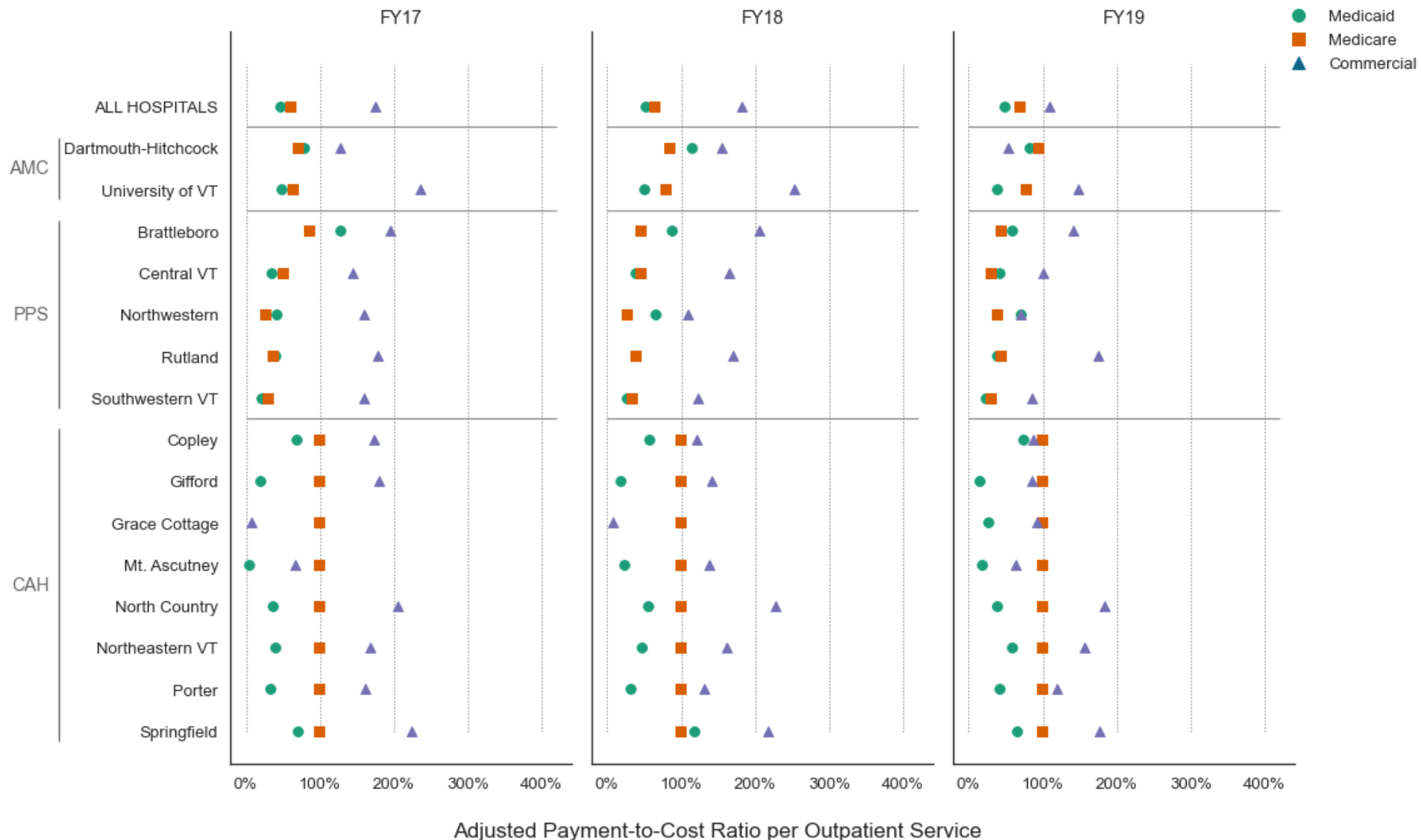
OP = Outpatient, AMC = Academic Medical Center, PPS = Prospective Payment Hospital, CAH = Critical Access Hospital,  
 Source: VHCURES

# Ear, Nose, Throat, Eye (OP)



OP = Outpatient, AMC = Academic Medical Center, PPS = Prospective Payment Hospital, CAH = Critical Access Hospital,  
 Source: VHCURES

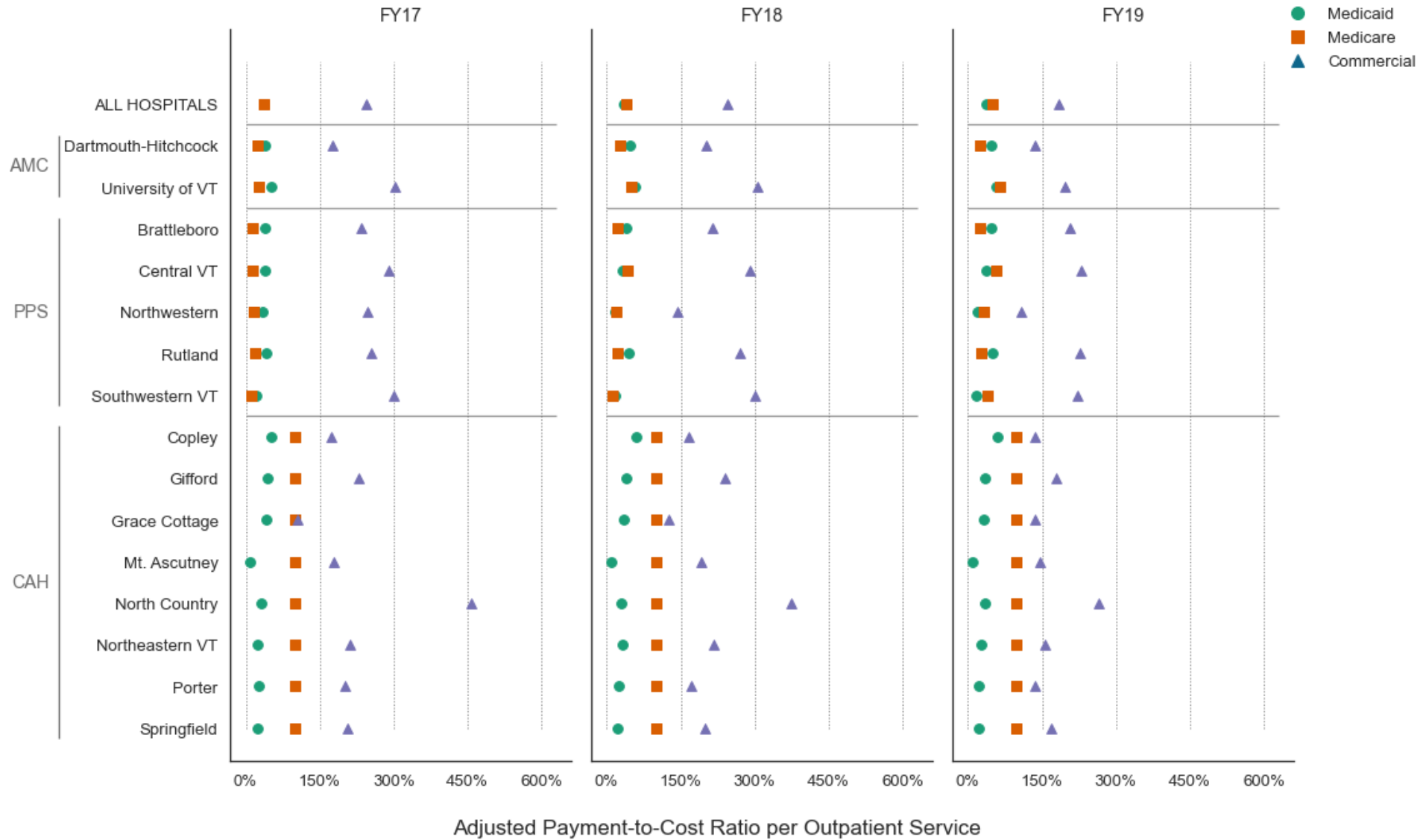
# Skin Procedures (OP)



OP = Outpatient, AMC = Academic Medical Center, PPS = Prospective Payment Hospital, CAH = Critical Access Hospital,  
 Source: VHCURES

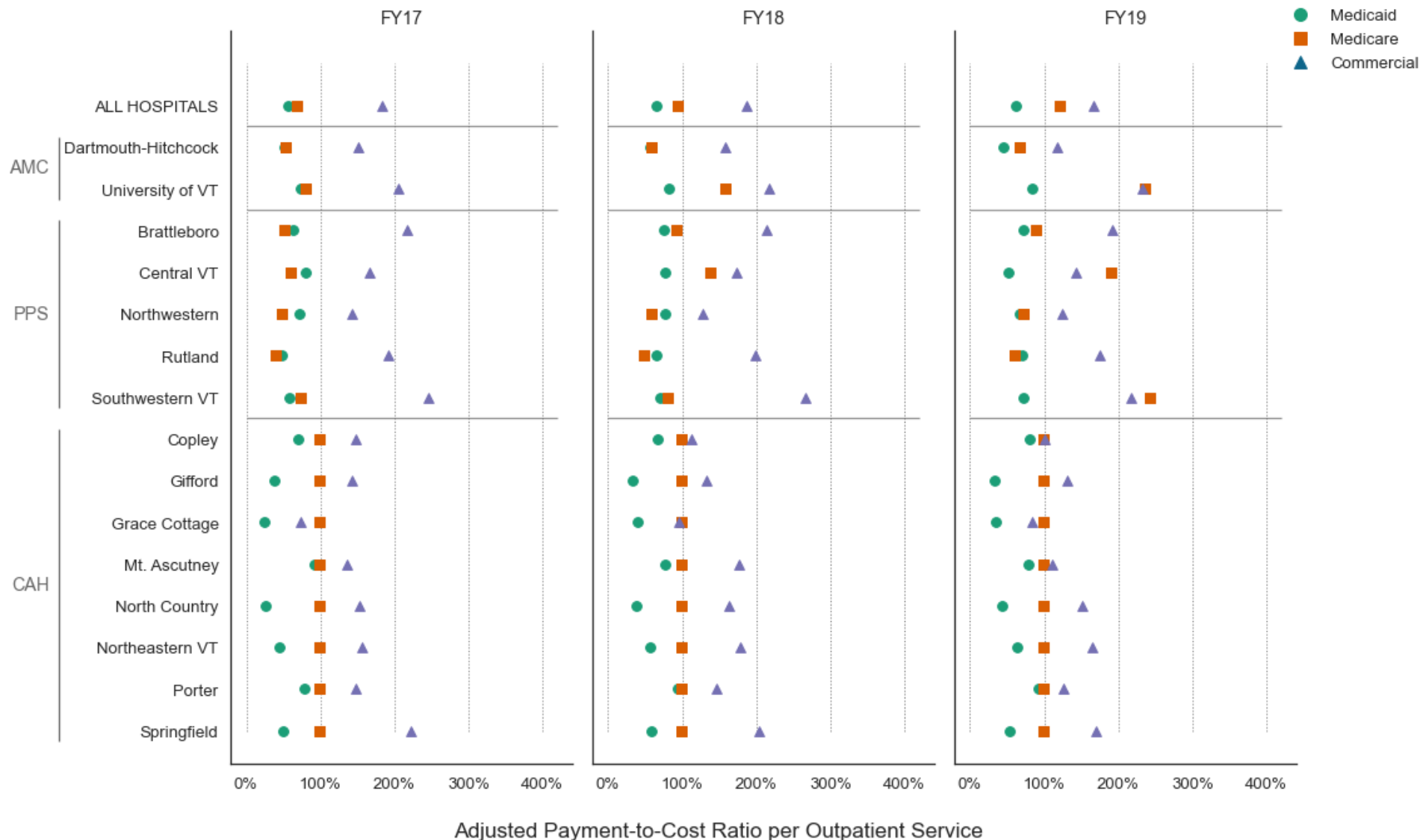


### Minor Procedures (OP)



OP = Outpatient, AMC = Academic Medical Center, PPS = Prospective Payment Hospital, CAH = Critical Access Hospital,  
 Source: VHCURES

# Drug Administration (OP)



OP = Outpatient, AMC = Academic Medical Center, PPS = Prospective Payment Hospital, CAH = Critical Access Hospital,  
 Source: VHCURES