




**OFFICIAL ELECTION MAIL –  
GRAPHIC GUIDELINES  
AND LOGOS**

**January 2024  
Publication 631**





**Contents**

Official Election Mail Logo . . . . . 4

Conditions of Use . . . . . 5

Clearance Area – All Uses . . . . . 7

Postage Area . . . . . 7

Exemptions . . . . . 7

Placement . . . . . 8

Exclusion Zone . . . . . 8

    Sample 6 inches x 9 inches Business Reply Mail Envelope . . . . . 8

    Sample 3.875 inches x 8.875 inches Business Reply Mail Envelope . . . . . 9

    Sample 4.125 inches x 9.5 inches Business Reply Mail Envelope . . . . . 9

    Sample 6.125 inches x 11 inches Business Reply Mail Envelope . . . . . 10

    Sample 9 inches x 12 inches Business Reply Mail Envelope . . . . . 10

    Sample 6 inches x 9 inches Postcard . . . . . 10

    Sample 6 inches x 9 inches Courtesy Reply Mail Envelope . . . . . 11

    Sample 6.125 inches x 11 inches Courtesy Reply Mail Envelope . . . . . 11

    Sample 3.875 inches x 8.875 inches Courtesy Reply Mail Envelope . . . . . 12

    Sample 4.125 inches x 9.5 inches Courtesy Reply Mail Envelope. . . . . 12

    Sample 9 inches x 12 inches Courtesy Reply Mail Envelope . . . . . 13

Samples of Incorrect Official Election Mail Logo Placement . . . . . 14

## Official Election Mail Logo

The Official Election Mail logo is a unique registered trademark designed exclusively for inclusion in the design of Official Election Mail. The United States Postal Service® created the logo in cooperation with the Joint Election Official Liaison Committee to help federal, state, and local government election officials carry out their responsibilities under the National Voter Registration Act of 1993. The logo design features an interpretation of the stars and stripes of the American flag, and the words “Official Election Mail,” clearly visible over the designation — “Authorized by the U.S. Postal Service.”

This guide is intended to provide information regarding the proper usage of the Official Election Mail logo in accordance with Postal Service™ rules and regulations, and to ensure mail containing the logo can be processed in an efficient manner. By using this logo correctly, election officials (and the mail service providers that assist them with preparing their Election Mail) ensure that the intent and credibility of this symbol remain intact.

The Official Election Mail logo should be used on any mailpiece created by, or on behalf of, an election official that is mailed to or from a citizen of the United States of America for the purpose of participating in the voting process. This includes balloting materials, voter registration cards, absentee applications, polling place notifications, and voter reply mail. The logo should be used on qualifying mailpieces in all classes of mail and all processing categories; however, the logo is not a substitute for postage.

When the Official Election Mail logo appears on a mailpiece, voters recognize the mail as important and distinct from partisan mailings. Additionally, the logo serves to identify Official Election Mail for Postal Service workers and distinguish it from the millions of other mailpieces that are processed daily.

Since this logo is a registered trademark, it is important for election officials to:

- Read and comply with the requirements for its use.
- Connect with a Mailpiece Design Analyst (MDA) between 7:00 AM–7:00 PM Central Time by emailing [MDA@usps.gov](mailto:MDA@usps.gov) or calling 877-672-0007 (select option 2 for mailing and shipping, then option 2 for MDA). The MDA can help determine how to incorporate the logo into the design of Official Election Mail envelopes.

## Conditions of Use

The Postal Service grants a limited license to use the Official Election Mail logo only under the following four conditions (numbered 1 through 4). The Postal Service views any use of the logo inconsistent with these conditions as an infringement of its intellectual property rights.

1. This license is granted only to federal, state, and local government voter registration and election officials and any mail service provider chosen by such officials to prepare Election Mail. Use by any other person or entity is not approved or licensed and will be considered an infringement of the rights of the Postal Service. Election officials warrant and represent that these Official Election Mail Graphic Guidelines are provided to any mail service provider preparing Election Mail to ensure the proper use of the Official Election Mail logo.
2. The Official Election Mail logo must be used only on Official Election Mail that is mailed under the authority of an election official. The logo may not be used on any partisan mailings or any portion thereof.
3. The Postal Service reserves the right to obtain information about the scope of use, to seek the termination of all unauthorized uses, and to pursue all legal remedies available.
4. Use of the logo must conform strictly to the guidelines set forth in this guide. Placement of the logo on a mailpiece must not interfere with the postage area, address area, return address area, or barcode clear zone.

More information is available about classes of mail, preparation requirements, rules, regulations, and policies on Postal Explorer at <https://pe.usps.com/>.

Connect with an Mailpiece Design Analyst (MDA) by either emailing [MDA@usps.gov](mailto:MDA@usps.gov) or calling 877-672-0007 (select option 2 for mailing and shipping, then option 2 for MDA). MDAs can send you a current file of the Official Election Mail logo and help answer questions relating to:

- The limited use, conditions, and legal policy related to the Official Election Mail logo.
- Mailpiece design and placement of the Official Election Mail logo.

**Small Use**

Use the small application only on labels, postcards, and envelopes with a maximum height of 4 1/8 inches and maximum length of 9 1/2 inches (Standard #10 envelope).



**Medium Use**

Use the medium application on small- to medium-size envelopes that exceed the height of 4 1/8 inches and/or length of 9 1/2 inches (Standard #10 envelope).



**Large Use**


Use the large application on placards and all other envelopes, which are large, oversized, and exceed 6 1/8 inches x 11 1/2 inches.



LOGOS NOT TO SCALE

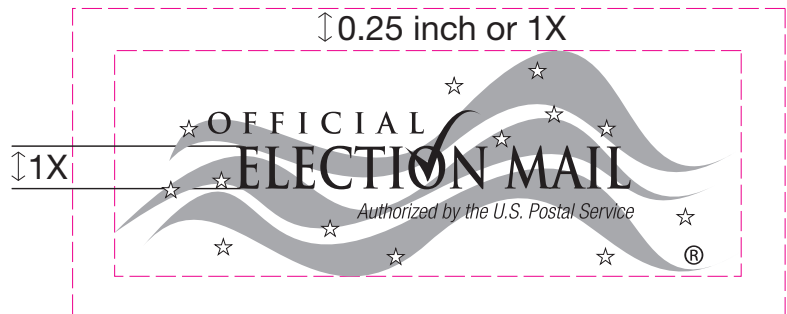
**Color and Print Specifications**

- Print the Official Election Mail logo using one of these color options:
  - Black.
  - PMS 301 Blue.
  - PMS 485 Red.
- Print the logo only on a light colored background.
- Print the stripes/waves at 40 percent of the selected color.



### Clearance Area – All Uses

For the small, medium, and large logo, use a clearance area of at least 0.25 inch or 1X the height dimension of the words “ELECTION MAIL,” whichever is larger around the entire logo. Do not place other graphics inside the clearance area, which includes the address, postage, and return information. There must also be a clearance area of at least 0.25 inch or 1X the height dimension of the words “ELECTION MAIL,” whichever is larger between the top of the logo and top of the envelope, postcard, or label.



**Clearance Area** – A minimum 0.25 inch clearance around the entire logo, or 1X the height dimension of “ELECTION MAIL” if it exceeds the minimum clearance.

### Postage Area

**Balloting materials provided to voters for any election, whether disseminated in hardcopy or electronically, must indicate in a prominent location on the material that the proper amount of First-Class Mail® postage must be applied on return mailings, except in certain circumstances for balloting materials for military and overseas voters or where postage is prepaid.** This information must be included in the balloting materials (i.e., on the ballot, ballot instructions, mailing instructions, or on the envelope) with the marking “First-Class Mail postage must be applied.” Alternatively, the marking “Apply First-Class Mail postage here” may be printed in the upper-right corner of the address side of the envelope used by the voter to return the marked ballot to election officials. The Postal Service will also accept pre-approved variations of the indicia enumerated above.

### Exemptions

The marking requirements will not apply to balloting materials that meet one of the following exceptions:

- The balloting materials fall under the special exemptions for military and overseas voters.
- The ballot is returned under Business Reply Mail® service.
- Return postage is guaranteed through a postage due account.
- Postage on the ballot is prepaid by stamp, meter, or Permit Reply Mail.

### Placement


On envelopes and postcards::

- Place the Official Election Mail logo on the address side of the mailpiece.
- Avoid having the logo encroach upon the address area, the area for the indicia or postage stamp, and the exclusion zone (shown in gray in the graphics). The exclusion zone, which establishes a clear area for a USPS cancellation mark, is 1.73 inches in length, with its right edge placed 2.83 inches from the mailpiece's right edge and its bottom edge placed 0.90 inch from the top of the mailpiece.
- Place the logo between the top edge of the envelope and the top edge of the address area.
- Maintain the clearance area around the logo to keep an identification of the mailpiece as it goes through the system. Do not place any text or graphics above the logo.

### Exclusion Zone

Except for the indicia and the USPS Facing Identification Mark (FIM), avoid placing graphics or print in the exclusion zone, because they might obscure the legibility of the USPS-applied cancellation mark.

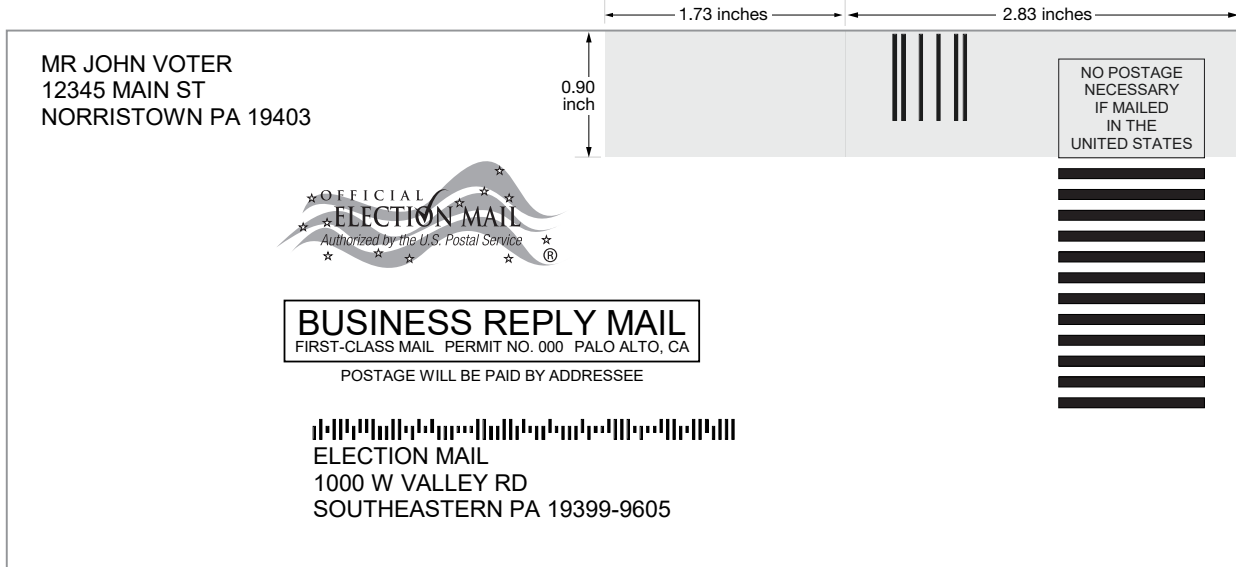
**Sample 6 inches x 9 inches Business Reply Mail Envelope** (Exclusion zone is shown in gray.)



NOT TO SCALE




**Sample 3.875 inches x 8.875 inches Business Reply Mail Envelope** (Exclusion zone is shown in gray.)




NOT TO SCALE

**Sample 4.125 inches x 9.5 inches Business Reply Mail Envelope** (Exclusion zone is shown in gray.)




NOT TO SCALE

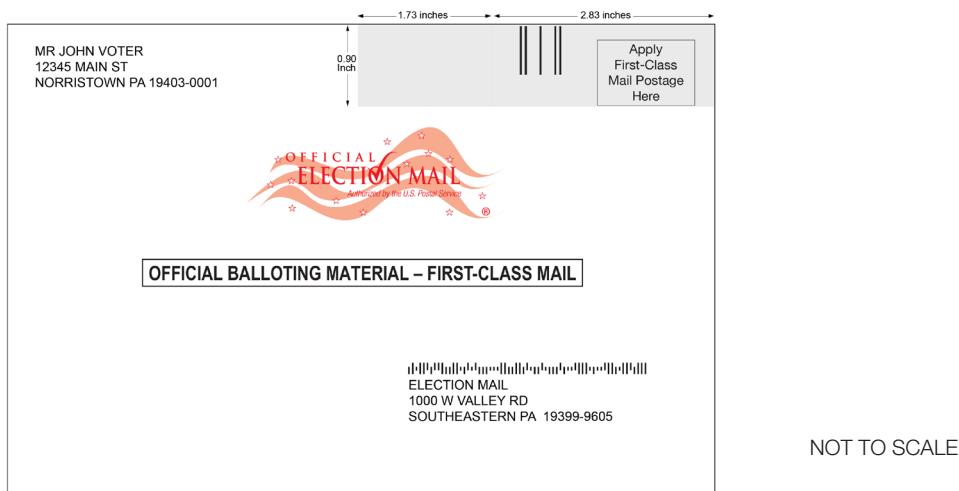
**Sample 6.125 inches x 11 inches Business Reply Mail Envelope** (Exclusion zone is shown in gray.)



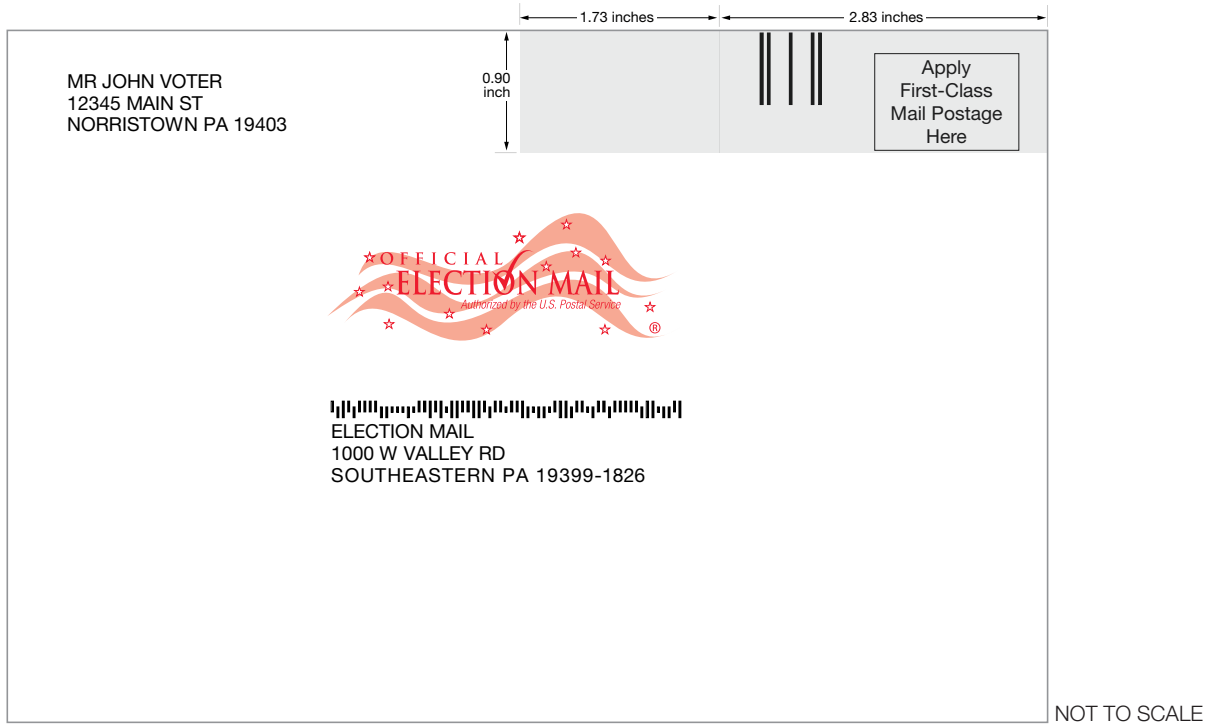
**Sample 9 inches x 12 inches Business Reply Mail Envelope** (Exclusion zone is shown in gray.)




**Sample 6 inches x 9 inches Postcard** (Exclusion zone is shown in gray.)



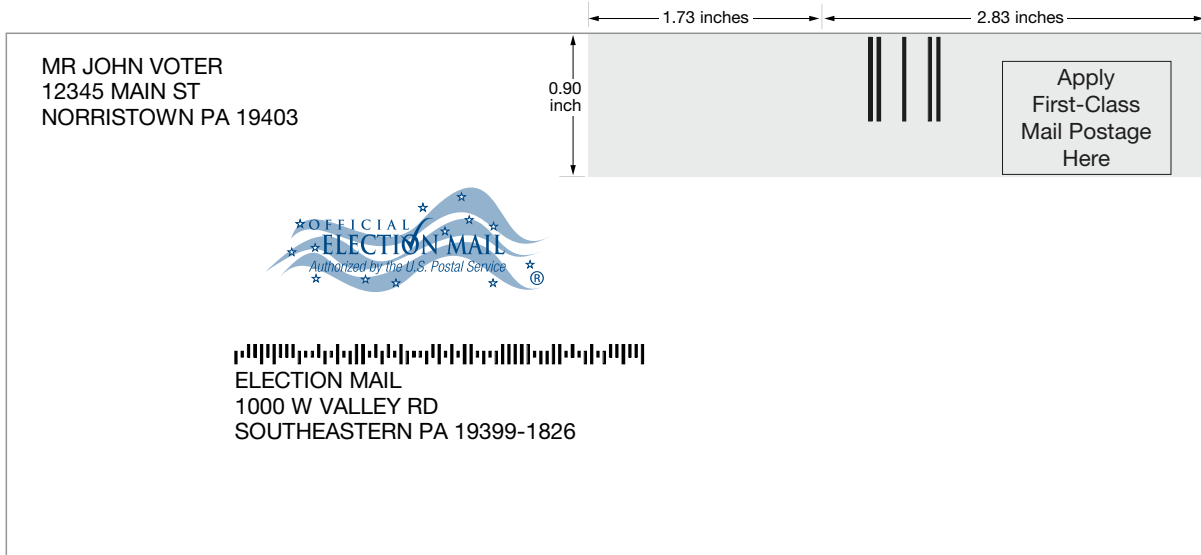
**Sample 6 inches x 9 inches Courtesy Reply Mail Envelope** (Exclusion zone is shown in gray.)



**Sample 6.125 inches x 11 inches Courtesy Reply Mail Envelope** (Exclusion zone is shown in gray.)




**Sample 3.875 inches x 8.875 inches Courtesy Reply Mail Envelope** (Exclusion zone is shown in gray.)



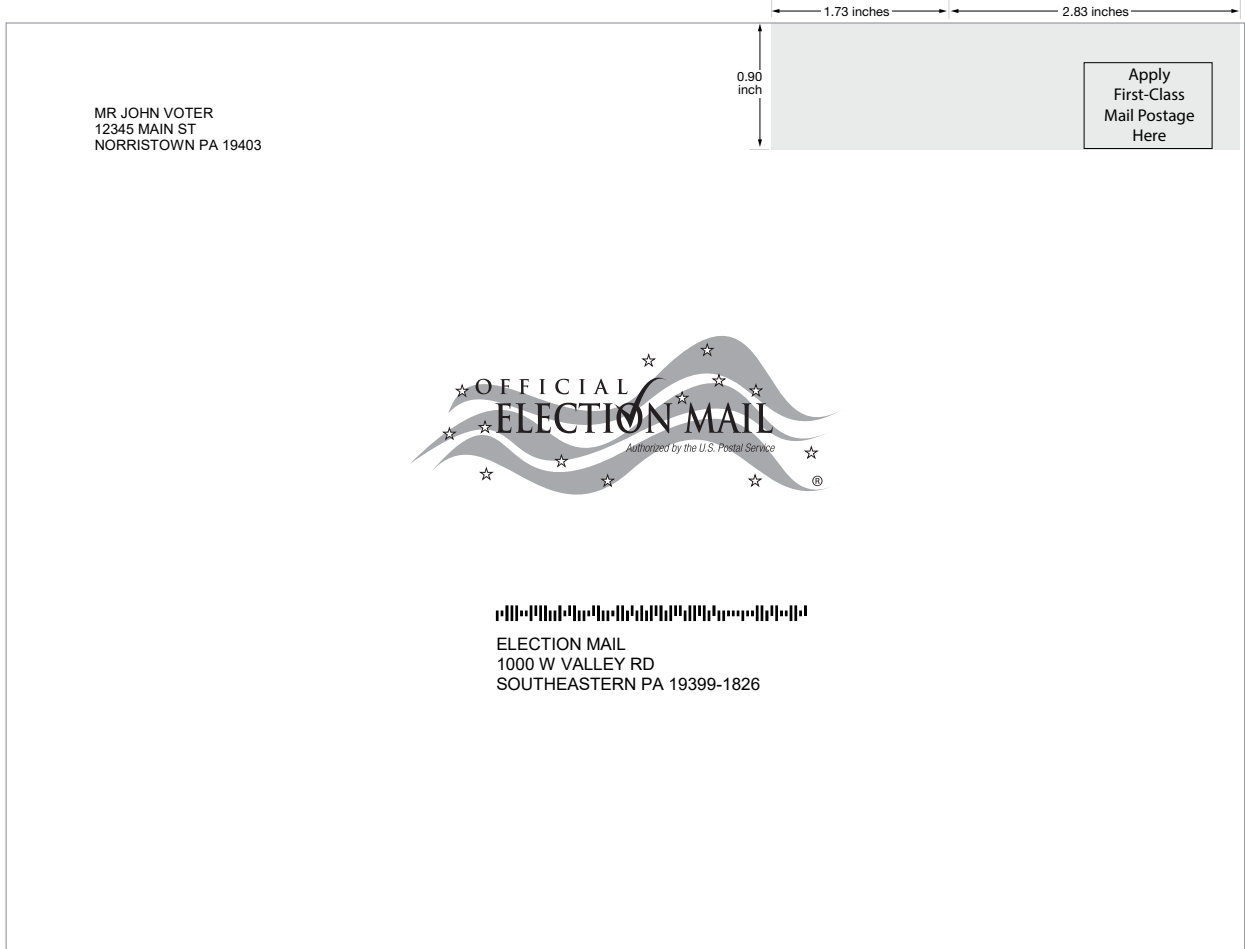
NOT TO SCALE

**Sample 4.125 inches x 9.5 inches Courtesy Reply Mail Envelope** (Exclusion zone is shown in gray.)




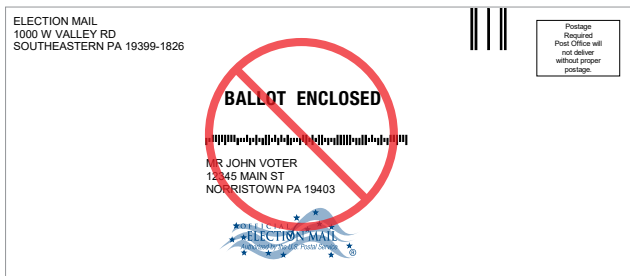



NOT TO SCALE

**Sample 9 inches x 12 inches Courtesy Reply Mail Envelope** *(Exclusion zone is shown in gray.)*



NOT TO SCALE

### Samples of Incorrect Official Election Mail Logo Placement



NOT TO SCALE

**Reference – USPS Official Election Mail Logo**

The USPS® Official Election Mail logos below have been specially created. **Do not alter or resize the logo when reproducing it.** The ® (registered mark) must never be smaller than 5pt. For the small, medium, and large logo, use a clearance area of at least 0.25 inch or 1X the height dimension of the words “ELECTION MAIL,” whichever is larger around the entire logo.

**SMALL USE** (for labels, postcards and envelopes with a maximum height of 4 1/8 inches and maximum length of 9 1/2 inches)

Use at 100%. DO NOT SCALE.



**MEDIUM USE** (for envelopes with a maximum height of 4 1/8 inches and a maximum length of 9 1/2 inches)

Use at 100%. DO NOT SCALE.




**LARGE USE** (for placards and all other envelopes which are large and oversized)

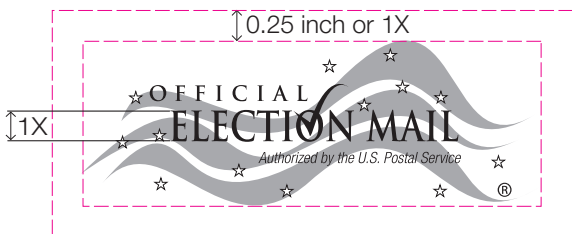
Use at 100%. DO NOT SCALE.



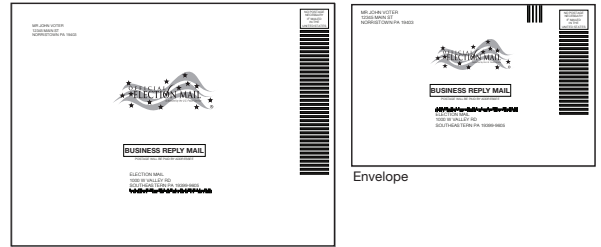
**LOGO COLORS** (Official Election Mail logos can only be printed in Black, PMS 485 or PMS 301)



**Clearance area – A minimum 0.25 inch clearance around entire logo, or 1X the height dimension of “ELECTION MAIL” if it exceeds the minimum clearance.**



**CORRECT USE**



Envelope



Envelope

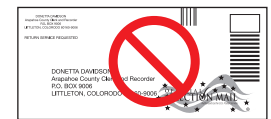
**PLACEMENT OF LOGO**

Place the Official Election Mail logo on the address side of the mailpiece while avoiding the address area and the area for the indicia or postage stamp. Place the logo vertically between the top edge of the envelope and the top edge of the address area. Maintain the clearance area around the logo to keep an identification of the mailpiece as it goes through the system. Do not place any text or graphics above the logo.


**INCORRECT**




Envelope



Envelope



Envelope



Envelope

**Conditions of use:**

The Postal Service™ grants a limited license to use the Official Election Mail logo only under the following four conditions (numbered 1 through 4). The Postal Service views any use of the logo inconsistent with these conditions as an infringement of its intellectual property rights.

1. This license is granted only to federal, state, and local government voter registration and election officials and any mail service provider chosen by such officials to prepare Election Mail. Use by any other person or entity is not approved or licensed and will be considered an infringement of the rights of the Postal Service. Election officials warrant and represent that these Official Election Mail Graphic Guidelines are provided to any mail service provider preparing Election Mail to ensure the proper use of the Official Election Mail logo.
2. The Official Election Mail logo must be used only on Official Election Mail that is mailed under the authority of an election official. It may not be used on any partisan mailings.
3. The Postal Service reserves the right to obtain information about the scope of use, to seek the termination of all unauthorized uses, and to pursue all legal remedies available.
4. Use of the logo must conform strictly to the guidelines set forth in this guide. Placement of the logo on a mailpiece must not interfere with the postage area, address area, return address area, or barcode clear zone.

Find more information about classes of mail, preparation requirements, rules, regulations, and policies online at [pe.usps.com](http://pe.usps.com).

Connect with a Mailpiece Design Analyst (MDA) by either emailing [MDA@usps.gov](mailto:MDA@usps.gov) or calling 877-672-0007 (select option 2 for mailing and shipping, then option 2 for MDA). MDAs can send you a current file of the Official Election Mail logo and help answer questions relating to the use, conditions, and legal policy related to the Official Election Mail and mailpiece design and placement of the Official Election Mail logo.

