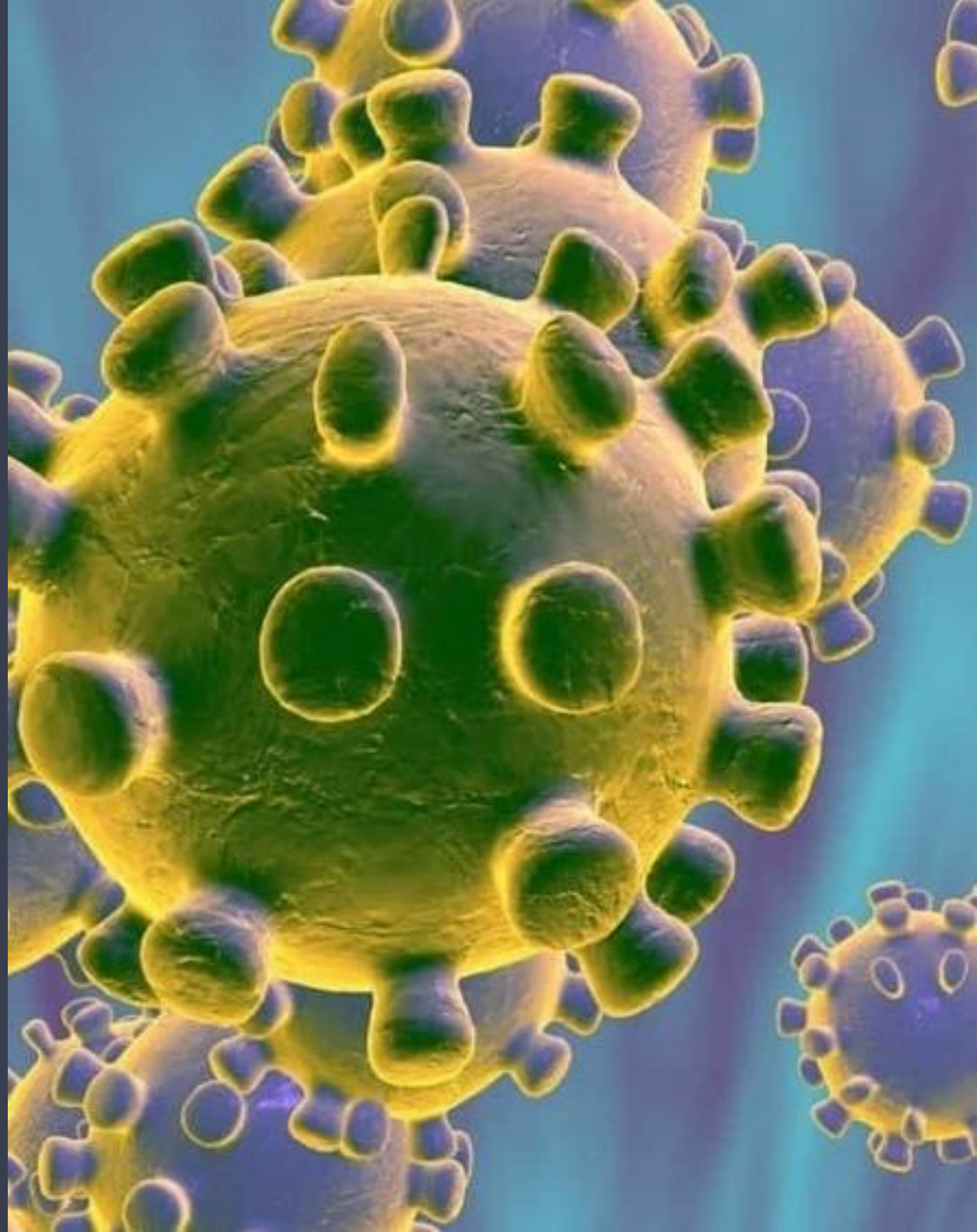


COVID-19 Items Available

Available and Pending Items

*** Note Prices vary.

Contact: Del Riley
(717) 233-5455 USA



*** KN 95 Masks



While supply lasts
MOQ - 1000 pcs

Ships 7-10 days ARO

KN 95




Fiscal Year 2020

CERTIFICATION OF FDA REGISTRATION

Listing No	Code	Device Name	Proprietary Name
D374151	FRL	FIBER, MEDICAL, ABSORBENT	cotton soft towels, compressed face towels, wet wipes, non-woven fabrics, disposable wipes,
D374154	HOY	Shield, eye, ophthalmic (including sunlamp protective eyewear and post-mydratic eyewear)	goggles,
D374153	OEA	Non-surgical isolation gown	protective clothing,
D374150	KHA	MASK, SCAVENGING	Masks, mask gaskets

Shenzhen CCT Testing Technology Co., Ltd.
W: www.fda-test.com E: fda@fda-test.com
T: 400-8788-298 T: 86-755-36916737

Web: <http://www.fda.gov> Tel: 1-888-INFO-FDA (1-888-463-6332) e-mail: webmail@oc.fda.gov



Chief engineer
Issued: 03/10/2020
Expiration Date: 12/31/2020

N95 Masks

INSPEC

Certificate Number: PPE19161369

EU TYPE-EXAMINATION CERTIFICATE

This is to certify that the Personal Protective Equipment type, in respect of the product detailed on this certificate, has been evaluated and deemed to be in compliance with Regulation (EU) 2016/425 Module B, and the applicable Essential Health & Safety Requirements.

Manufacturer: **Shanghai Dasheng Health Products Manufacture Co Ltd**
No. 228 Shihui Road,
Songjiang,
Shanghai 201613,
China.

Compliance with the applicable Essential Health & Safety Requirements has been demonstrated as above, including examination in accordance with the harmonised standard below:

EN149:2001 +A1:2009

Product description: Respiratory Protective Devices – Filtering Half Masks;

Vertical Fold Flat Style

DTC3X, DTC3X-F, DAC4X, DAC4X-F

Date of initial certification: 8th July 2019

Date of current issue: 8th July 2019

Date of expiry: 8th July 2024

A. J. J. J.
Technical Director



INSPEC International Ltd, 56 Leslie Hough Way, Salford, Manchester, M6 6AJ, England. Notified body number 0194

This certificate has been issued in accordance with our standard terms and conditions and subject to INSPEC Regulations and Conditions of Use. This certificate remains the property of INSPEC and may be withdrawn if any of the conditions attached to its issue are not complied with by the certified company.

Page 1 of 3



While supply lasts
MOQ - 10000 pcs

Ships 7-10 days ARO

Small & Regular Sizes

Superior grade

Gel

75% Alcohol

MOQ 1000 Units



Large Capacity To Supply Effective Sterilization



Premium Product Support



Fiscal Year 2020

CERTIFICATE OF FDA REGISTRATION

This certifies that: **AOGRAND INTERNATIONAL TRADE CORPORATION**

Building 4, No.205 Shuanggao Road, Qiqiao Industrial Park, Gaochun District, Nanjing China 211100

has completed the FDA Establishment Registration and Device Listing with the US Food & Drug Administration, through from a 3rd party registrant.

Owner/Operator Number: 10062860

We will confirm that such registration remains effective upon request and presentation of this certificate until the end of the calendar year stated above, unless said registration is terminated after issuance of this certificate. 3rd party registrant makes no other representations or warranties, nor does this certificate make any representations or warranties to any person or entity other than the named certificate holder, for whose sole benefit it is issued. This certificate does not denote endorsement or approval of the certificate-holder's device or establishment by the U.S. Food and Drug Administration. 3rd party registrant assumes no liability to any person or entity in connection with the foregoing. The U.S. Food and Drug Administration does not issue a certificate of registration, nor does the U.S Food and Drug Administration recognize a certificate of registration, 3rd party registrant is not affiliated with the U.S. Food and Drug Administration.

Issued Date: March 17, 2020
Expiration Date: December 31, 2020



• U.S.

FDA to Allow Private Companies to Market Coronavirus Test Kits Without Prior Approval

U.S. regulator takes action to increase availability of tests to the public

Test kits have been one of the main ways to determine if a patient has coronavirus, but results from throat-swab tests can be inaccurate. WSJ visited a lab in Singapore to see how the kits work and find out why there are questions over accuracy. Photo: Crystal Tai

By *Thomas M. Burton*

March 16, 2020 9:04 pm ET

WASHINGTON—The Food and Drug Administration said late Monday that it will allow private companies to begin marketing coronavirus test kits directly to the public, in a new initiative to ease a chronic shortage of test kits.

The FDA said it will review the accuracy of test data submitted by the manufacturers retroactively—a decision that FDA Commissioner Stephen Hahn acknowledged had risks, but was warranted by the severity of the pandemic.



EU Approved Pending FDA Clearance

For more Information or to place an order Please

Contact: Del Riley

Royal Bev

Mobile (717) 233-5455

ILOG77@GMAIL.COM

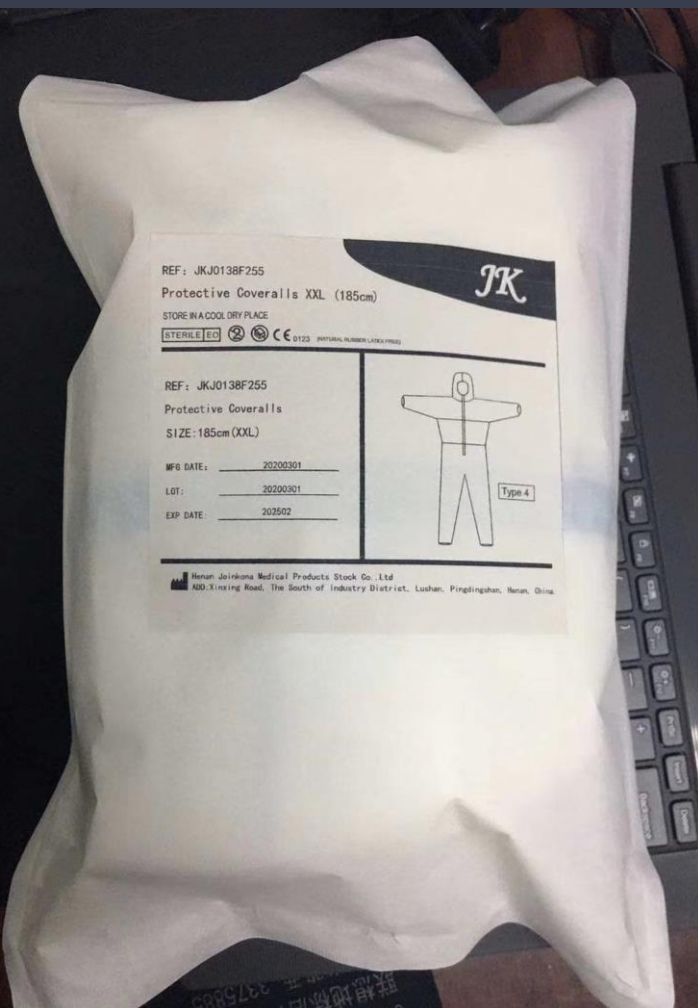


7M units on hand 1.07 ea base pr.
100 Pieces per box

Hospital Grade Protective Suits

ASTM Level 4 FOR ICU

CE and FDA Cleared



Handheld Thermometers



0-650 emission rate adjustable

- 30:1 field

K type thermocouple input

Backlight display, with switch

- laser ring sight

LCD error

- mode: average value, difference, upper / lower limit

alarm, the minimum / maximum, alarm

- white LED lights

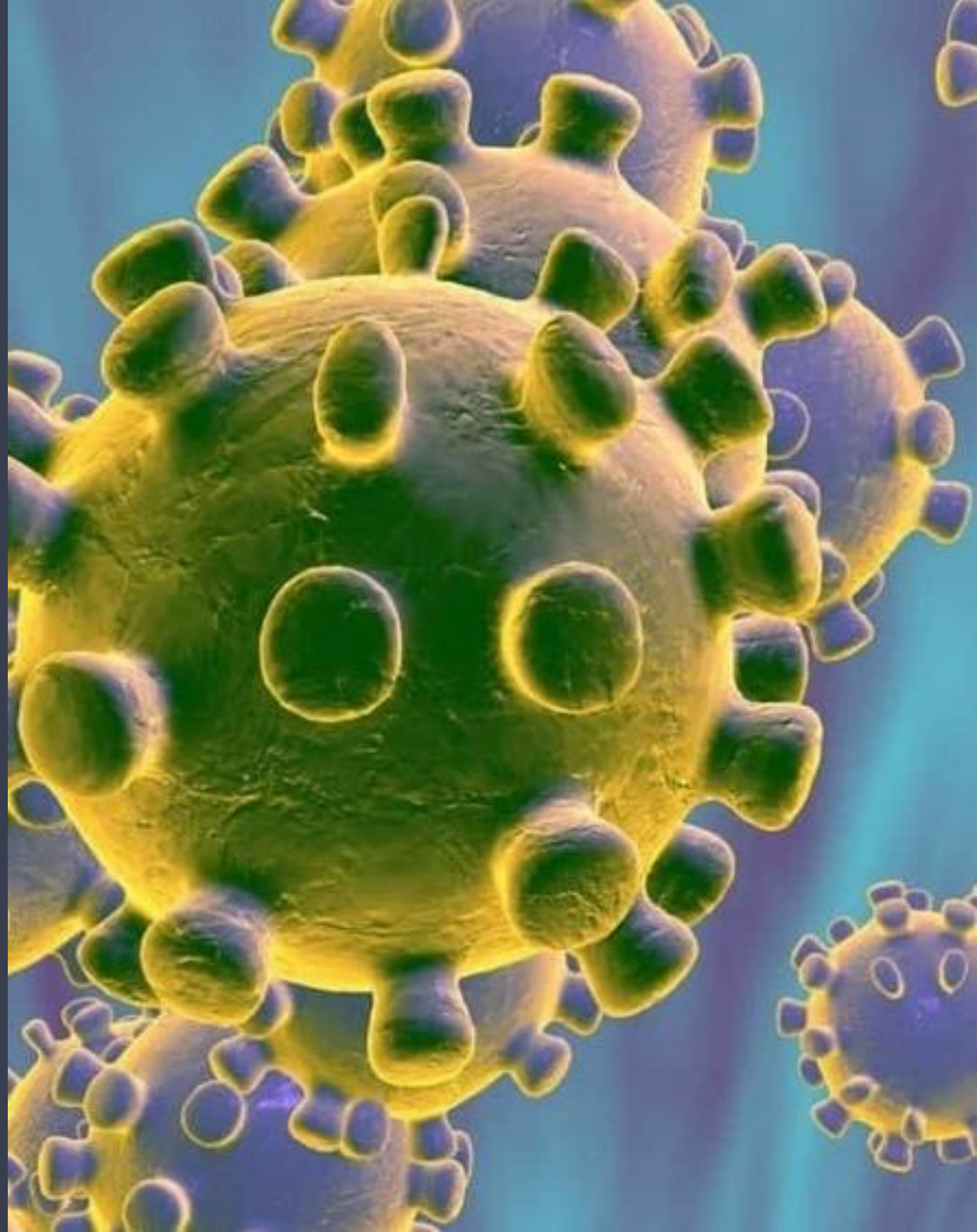
- °C/ °F optional

Addl.
PENDING

- N95 MASKS

- Spray Can
Disinfectant

- Facility
Mediation
Services




Bio-Kil Antibacterial Film Elevator Application – Operating Procedure

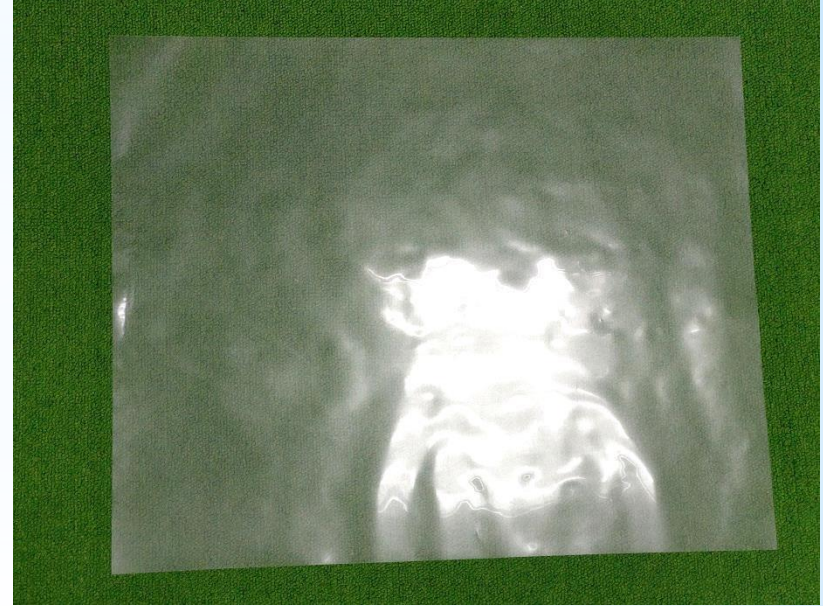
Cargico Microfluidics Co.

2020/06/09

Antibacterial Film Specification




Bright side is the
PET surface



The foggy side is the
antibacterial surface.

Dimensions: 45cm x 55cm thickness 0.05mm

Procedure description



Prepare the tools:

A. A3 size or larger cutting tool; B. Cutting pads C. 60cm or longer ruler; D. Cutting Knife; E. 3M 300LSE Double-sided tape width 8 to 12mm; F. Fillet cutter; G. Marking pen; H. N times sticky notes.

Procedure description



Antibacterial film size measurement:

Measure the area of the elevator buttons, confirm that the size of the antibacterial film required to completely cover all elevator buttons, record the film size in Width (cm) x Length (cm).

The measurement principles are below:

1. All buttons need to be covered;
2. Set the top and bottom double-sided tape positions (10mm);
3. Consider overall aesthetics and minimize waste of material when posting;
4. Dimensions over 55cm can be stitched in segments.

Procedure description

表一

樓層	1號	2號	3號	4號	5號	6號	7號	8號	9號	10號	11號	12號	13號
11	N/A											15*20	15*20
10	15*20	15*37	<div></div>	15*20	15*20	15*20	15*20	15*20	9*15	15*36			
9													
8													
7													
6													
5													
4													
3													
2													
1													
B1	N/A	N/A							15*20				
B2	N/A												
B3	N/A												
B4	N/A												
B5	N/A												
車廂	15*44	15*44	15*60	15*44	15*44	15*44	15*44	15*44	15*44	15*44	15*44	15*32	無
無障礙	N/A		29*27	N/A			29*27	29*27	29*27	29*27	29*27	27*22	無




表二

寬*長(cm)	9*15(104)	15*32(1)	26*20(1)
	9*32(19)	15*37(57)	27*22(1)
	9*40(18)	15*44(22)	27*32(1)
	12*60(1)	15*52(1)	29*27(6)
	12*66(9)	15*60(4)	44*19(2)
	15*12(1)	15*68(1)	45*33(1)
	15*20(171)	22*66(1)	49*28(2)

Dimension records statistics:

According to the elevator number and floor, the film size measurements are organized in table 1, the film size is recorded by Width (cm) x Length (cm). Different sizes and quantities are combined in table 2 for preparation and cutting.

Procedure description



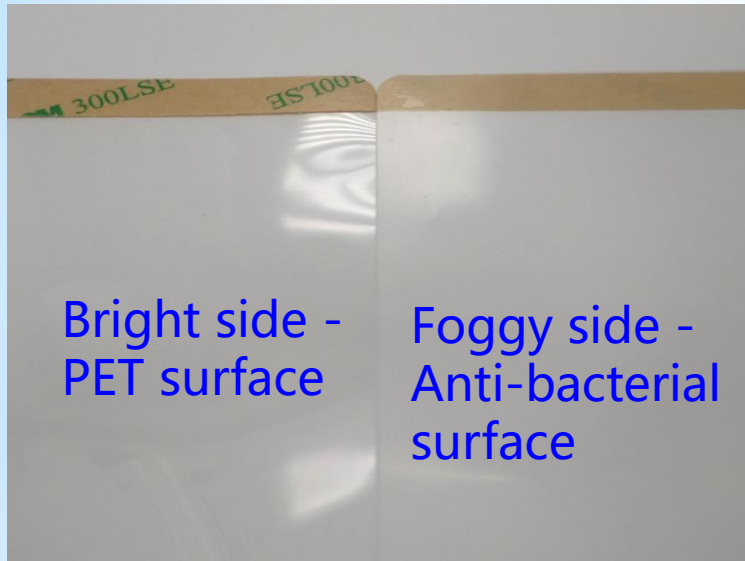
Cutting and marking:

According to the table 2, use of the cutting machine and mat to make the antibacterial films.

Pre-cutting assessment: In principle, make the larger sizes first to minimize the waste and then make the smaller sizes.

After cutting, use the N times sticky notes to mark the sizes and store them separately.

Procedure description



Adhesive double-sided tape:

Take 3M 300LSE double-sided tape (width 8 to 12mm) and stick the permanent side of tape to the upper and lower edge of the cut antibacterial film. The double-sided tape should be on the bright PET surface

Procedure description



Crop fillet:

With a rounded cutter, cut the four right angles of each antibacterial film that has been glued to double-sided tape, and cut them into rounded corners to complete antibacterial film cutting.

Procedure description



Organize and bag the cut antibacterial films based on the floor and elevator number classification.

Procedure description

Bio-Kil Sticker



Installation of the antibacterial film:

1. Wipe and clean the surface area of the elevator buttons that will be covered by the film.
2. Apply the Bio-Kil Logo sticker to the surface area that is visible.
3. Tear off the double-sided tape liner on the upper and lower edges of the antibacterial film and attach it to the surface area of the elevator buttons.
4. After aligning the film position, apply pressure from top to bottom of the double-sided tape to remove the air bubbles from the tapes.